

S. Roberts

\$4.00


# The Fifth Book

OF

## OHIO SCIENTIFIC

IMPORTANT  
PROGRAMS FOR THE

- OSI SUPERBOARD I
- OSI SUPERBOARD II
- C1P, C1PMF
- C4P, C4PMF



ISBN 3-911682-83-5

This book is an independent production of Ing. W. HOFACKER GmbH International. It is published as a service to all OHIO SCIENTIFIC personal computer users worldwide.

All rights reserved. No Part of this book may be reproduced by any means without the express written permission of the publisher. Example programs are for personal use only. Every reasonable effort has been made to ensure accuracy throughout this book, but neither the author or publisher can assume responsibility for any errors or omissions. No liability is assumed for any direct, or indirect, damages resulting from the use of information contained herein.

First Edition

First Printing

August 1982 in the Federal Republic of Germany

© Copyright by Winfried Hofacker

Cover Design: W. Hofacker

US-Distributor:

ELCOMP Publishing, Inc.

Postbox 1194

Pomona, California 91769

Tel.: (714) 623-8314

Publisher:

Ing. W. HOFACKER GmbH,

Tegernseerstr. 18, D-8150 Holzkirchen, W.-Germany

# The Fifth Book

OF  
**OHIO SCIENTIFIC**

# Debugger for superboard

## Table of Content

Debugger for Superboard 1 .....	1
Dogfight .....	10
Start & Landing Simulation .....	14
Drawing on the Screen with C4P .....	21
Tank War Game .....	25
Paging on the Superboard .....	33
Input Routine .....	37
Modification of the X=USR(X) Command .....	41
Textprogram for OSI-Superboard .....	45
Kansas-City Interface .....	51
Calculation of Time in BASIC .....	55
Dynic .....	58
Biorhythm .....	66
Mailing List for Ohio Scientific .....	69
Writing Incoices with the OSI .....	77
590 Board for the CD-23/CD-74 .....	93
Memory Map of OS65U and Location of Various Parameters ..	94
Conditional Control C .....	107

# Debugger for superboard

## DEBUGGER FOR SUPERBOARD

If you have already written programs in machine-language, you probably know how difficult it sometimes is to detect mistakes in such programs.

The definition of breakpoints sometimes helps localize the problem. However it is much better if you can go through a program in single steps. This (and more) can be done by the debugger described in this chapter.

After input and start of the program your screen should look like figure 1.

The debugger waits for the input of the start-address of the program to be tested. The cursor always shows you what you have to enter next.



ADR	OP	MNEMONIC	STACK
			0A
			09
			08
			07
			06
			05
			04
			03
			02
			01
			00
			SP →
			A X Y P NV-BDIZC
			00 00 00 FF 00 100000
			OUTPUT
			B1 FFFF
			B2 FFFF
			B3 FFFF
			B4 FFFF
			B5 FFFF
			B6 FFFF
			KOM?

FIGURE 1

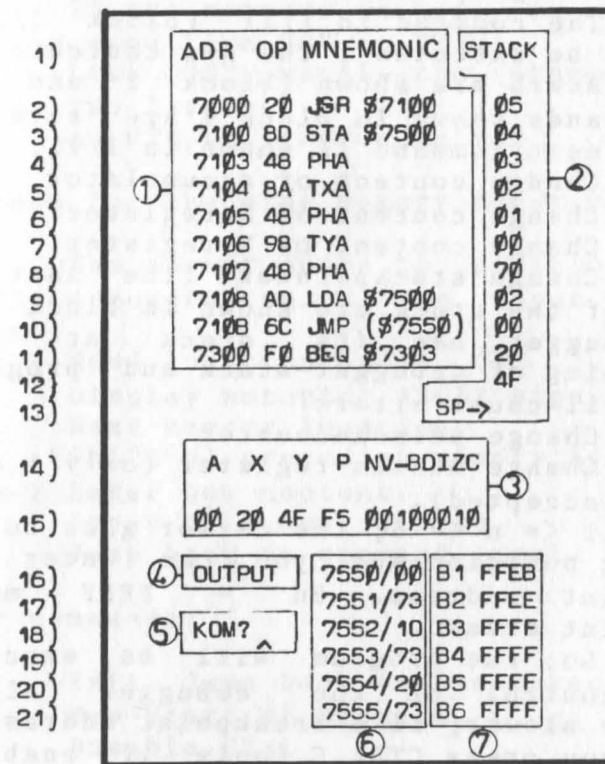


FIGURE 2

When the cursor is beside "KOM?" you have the following options:

BLANK The command in l/ll (block 1/line ll) will be executed ; the new contents of the registers are shown (block 2 and 3); the commands shown in block 1 are scrolled up; the next command is shown in l/ll.

CA Change content of accumulator

CX Change content of X-register

CY Change content of Y-register

CP Change stackpointer (the last ll values of the stack are shown in block 2).

The debugger has its stack at \$28. Overlapping of debugger-stack and program-stack will cause errors!

CC Change programcounter

CS Change status-register (only 1 or 0 will be accepted).

Bn  $1 \leq n \leq 6$ ; the cursor goes to the matching position and you can enter the breakpoint address. Bn = FFFF means breakpoint erased.

G Go; the program will be executed under control of the debugger albeit slightly slower; if a breakpoint address is hit or you press CTRL C (only if enabled) the program stops and the next command will be shown in l/ll.

Example: You want to test a program beginning at \$1000 that works well to \$1200. Set the programcounter using the CC command to \$1000. Stepping through the program by using the space key up to \$1200 would take a very long time. It is easier to define a breakpoint at \$1200 and then enter the "G"-command.

K This command is useful if you want to jump (not execute) one instruction.

Commands for subroutines:

W If the command in l/ll is a JSR, then the same than "G" to RTS.

S Like "G" until the stackpointer becomes two larger.

R An RTS will be executed.

Commands for changing memory locations:

M The cursor jumps to position 6/21 and the debugger waits for input of an address.

/ Read location again.

" Display matching ASCII sign.

+ Next memory location.

^ (Shift N) preceding memory location.

0-9,A-F Enter new content.

CR Input of a new address.

else Jump back to command level.

Other commands:

E Exit. Jump back to reset-vector.

N New-start of program.

O Disable CTRL

l Enable CTRL

CTRL A Show command being executed.

CTRL C Like CTRL A then break.

All commands are echoed in block 5. Invalid commands cause a question mark as an echo. The commands CTRL A and CTRL C only have effect if CTRL has been enabled previously. If you try to go through the routine which reads the keyboard in single steps, it will not work correctly.

Special features of the debugger:

The debugger uses no zero-page address. The output-vector is changed by the debugger so that the characters to be displayed appear

beside the text OUTPUT. This prevents the screen from being overwritten.

If the debugger finds a non-existent OP-code, the address and the contents are displayed and the program branches to the "CC" command.

The command JMP (\$XXFF) (where XX = any byte), which is handled wrong by the CPU, is handled right by the debugger.

Another CPU-fault: the PHP command always puts the I-flag = 1 to the stack. For that reason the I-flag always, even after BRK, is given out = 0.

The hex-dump of the debugger.

```
:D1790,1AFF
0 1 2 3 4 5 6 7 8 9 A B C D E F
1790 4C 3F 18 00 00 00 FF 20 FF FF FF FF FF FF FF FF
17A0 FF FF FF FF 00 24 24 24 24 24 24 24 24 24 24 24
17B0 24 24 24 24 24 65 D0 46 D2 F6 D2 16 D3 36 D3 56
17C0 D3 76 D3 96 D3 16 D2 25 D3 E5 D2 C5 D1 91 D2 F9
17D0 D2 19 D3 39 D3 59 D3 79 D3 99 D3 2A D3 EC D2 85
17E0 D2 88 D2 8B D2 8E D2 BA D0 8E D3 93 D3 41 44 52
17F0 20 20 4F 50 20 4D 4E 45 4D 4F 4E 49 43 20 20 20
1800 53 54 41 43 4B 00 41 20 20 58 20 20 59 20 20 50
1810 20 4E 56 2D 42 44 49 5A 43 00 42 31 00 42 32 00
1820 42 33 00 42 34 00 42 35 00 42 36 00 53 50 2D 3E
1830 00 4B 4F 4D 3F 00 4F 55 54 50 55 54 00 22 1E D8
1840 A2 28 9A 2C A4 17 30 0F CE A4 17 A2 00 8E AF 17
1850 8A 9D 00 01 E8 D0 F9 20 4F 1D A9 20 A2 00 9D 00
1860 D0 9D 00 D1 9D 00 D2 9D 00 D3 E8 D0 F1 20 F8 1D
1870 CA A0 FF 20 F2 1D C8 B9 ED 17 F0 05 20 08 1E D0
1880 F5 E8 E0 16 D0 ED A0 00 A2 1A 20 F2 1D B9 9E 17
1890 20 A7 1D B9 98 17 20 A7 1D E8 C8 C0 06 D0 EB AD
18A0 3D 18 8D 1A 02 AD 3E 18 8D 1B 02 20 61 1D 4C 50
18B0 19 A2 26 20 F2 1D 20 EB FF A2 20 8E 2B D3 8E 2C
18C0 D3 20 08 1E C9 42 D0 2C 20 EB FF 20 08 1E C9 31
18D0 90 04 C9 37 90 03 4C AE 1A 29 07 E9 00 A8 0A 69
18E0 1A AA 20 F2 1D 20 67 1D 99 9E 17 20 67 1D 99 98
18F0 17 4C B1 18 C9 43 F0 03 4C 77 19 20 EB FF 20 08
1900 1E C9 41 D0 0E A2 2A 20 F2 1D 20 67 1D 8D 93 17
1910 4C B1 18 C9 58 D0 0E A2 2C 20 F2 1D 20 67 1D 8D
1920 94 17 4C B1 18 C9 59 D0 0E A2 2E 20 F2 1D 20 67
1930 1D 8D 95 17 4C B1 18 C9 50 D0 11 A2 30 20 F2 1D
1940 20 67 1D 8D 96 17 20 CB 1C 4C B1 18 C9 43 D0 1A
1950 20 FF 1C A2 16 20 F2 1D 20 67 1D 8D 28 1E 20 67
1960 1D 8D 27 1E 20 3D 1E 4C B1 18 C9 53 F0 03 4C AE
1970 1A 20 75 1C 4C B1 18 C9 20 D0 03 4C B6 1A C9 4E
1980 D0 03 4C 3F 18 C9 45 D0 03 6C FC FF C9 57 D0 0C
1990 AD 96 17 8D B4 17 EE AC 17 4C B6 1A C9 47 D0 06
19A0 EE AD 17 4C B6 1A C9 53 D0 0E AE 96 17 E8 E8 8E
```

```
0 1 2 3 4 5 6 7 8 9 A B C D E F
19B0 B4 17 EE AC 17 4C B6 1A C9 52 D0 03 4C 51 1B C9
19C0 4B D0 03 4C C4 1B C9 30 D0 08 A9 00 8D AF 17 4C
19D0 B1 18 C9 31 D0 08 A9 FF 8D AF 17 4C B1 18 C9 4D
19E0 F0 03 4C AE 1A 20 12 1D A2 34 20 F2 1D 20 67 1D
19F0 8D 9C 1A 20 67 1D 8D 9B 1A A9 2F 20 08 1E 20 9A
1A00 1A 20 A7 1D 20 EB FF 48 A2 36 20 F2 1D 68 C9 0D
1A10 D0 06 20 C1 1D 4C E5 19 C9 2F D0 08 A2 36 20 F2
1A20 1D 4C FE 19 C9 2B D0 1F EE 9B 1A D0 03 EE 9C 1A
1A30 20 12 1D A2 34 20 F2 1D AD 9C 1A 20 A7 1D AD 9B
1A40 1A 20 A7 1D 4C F9 19 C9 5E D0 0E AC 9B 1A D0 03
1A50 CE 9C 1A CE 9B 1A 4C 30 1A C9 22 D0 0C 20 08 1E
1A60 20 9A 1A 20 08 1E 4C 04 1A 48 A2 36 20 F2 1D 68
1A70 C9 30 30 23 C9 3A 90 08 C9 47 B0 1B C9 41 90 17
1A80 20 08 1E C9 41 90 02 E9 07 29 7F 20 70 1D 20 6D
1A90 1D 20 9E 1A 4C 04 1A 4C B1 18 AD FF FF 60 AE 9C
1AA0 1A AC 9B 1A 8E AC 1A 8C AB 1A 8D FF FF 60 A9 3F
1AB0 20 08 1E 4C B1 18 A0 02 A9 EA 99 91 1B 88 D0 FA
1AC0 20 26 1E 8D A5 17 AD A9 17 D0 09 20 4F 1D 20 5B
1AD0 1D 4C 50 19 C9 0D D0 0E AD A5 17 8D 91 1B A9 04
1AE0 8D 92 1B 4C 7F 1B C9 0B D0 18 A0 02 20 26 1E 99
1AF0 F6 1A 88 D0 F7 C8 B9 FF FF 99 27 1E 88 10 F7 4C
1B00 DD 1B AD A5 17 C9 4C D0 13 A0 02 20 26 1E AA 88
1B10 20 26 1E 8D 27 1E 8E 28 1E 4C DD 1B C9 20 D0 09
1B20 20 4B 1C 8E 96 17 4C 09 1B C9 00 D0 20 20 4B 1C
1B30 AD 97 17 9D 00 01 CA 8E 96 17 09 10 8D 97 17 A0
1B40 01 B9 FE FF 99 27 1E 88 10 F7 4C DD 1B C9 60 D0
1B50 09 AE 96 17 20 63 1C 4C D5 1B C9 40 D0 10 AE 96
1B60 17 E8 BD 00 01 8D 97 17 20 63 1C 4C DD 1B 8D 91
1B70 1B AC B1 17 F0 09 20 26 1E 99 91 1B 88 D0 F7 AE
1B80 96 17 9A AD 97 17 48 AD 93 17 AE 94 17 AC 95 17
1B90 28 EA EA EA 4C AF 1B D8 A0 01 20 26 1E 38 20 13
1BA0 1F AA E8 D0 01 C8 8E 27 1E 8C 28 1E 4C DD 1B 08
1BB0 8D 93 17 8E 94 17 8C 95 17 D8 68 29 EF 8D 97 17
1BC0 BA 8E 96 17 AD B1 17 F0 0C 18 6D 27 1E 8D 27 1E
1BD0 90 03 EE 28 1E EE 27 1E D0 03 EE 28 1E A2 28 9A
1BE0 2C AD 17 30 50 A0 05 B9 98 17 CD 27 1E D0 0E B9
1BF0 9E 17 CD 28 1E D0 06 CE AD 17 4C 45 1C 88 10 E7
1C00 2C AF 17 10 2A A9 FE 8D 00 DF 2C 00 DF 70 20 A9
1C10 FB 8D 00 DF 2C 00 DF 70 06 20 4F 1D 4C 45 1C A9
1C20 FD 8D 00 DF 2C 00 DF 70 06 20 5B 1D 4C B6 1A 20
1C30 38 1E 4C B6 1A 2C AC 17 30 0B AD B4 17 CD 96 17
1C40 D0 BE CE AC 17 20 5B 1D 4C B1 18 AE 96 17 AD 27
1C50 1E 69 01 A8 AD 28 1E 69 00 9D 00 01 CA 98 9D 00
1C60 01 CA 60 E8 BD 00 01 8D 27 1E E8 BD 00 01 8D 28
1C70 1E 8E 96 17 60 A2 18 20 F2 1D A9 00 8D 97 17 A2
1C80 08 20 EB FF C9 30 D0 05 0E 9D 17 90 08 C9 31 D0
1C90 F0 38 2E 97 17 20 08 1E CA D0 E6 60 A2 2A 20 F2
1CA0 1D A0 00 B9 93 17 20 A7 1D 20 33 1E C8 C0 04 D0
1CB0 F2 A0 08 AD 97 17 8D AB 17 0E AB 17 B0 04 A9 30
1CC0 90 02 A9 31 20 08 1E 88 D0 EF 60 A2 32 20 F2 1D
```



	0	1	2	3	4	5	6	7	8	9	A	B	C	D	E	F
1CD0	AD	96	17	18	69	0B	AA	A0	0B	BD	00	01	20	A7	1D	8C
1CE0	A8	17	20	C1	1D	AC	A8	17	AD	0F	1E	18	69	1E	8D	0F
1CF0	1E	90	03	EE	10	1E	CA	88	D0	DF	60	A5	D0	EE	D2	AD
1D00	FB	1C	8D	43	1D	AD	FC	1C	8D	44	1D	A2	0A	A0	12	4C
1D10	22	1D	AD	FD	1C	8D	43	1D	AD	FE	1C	8D	44	1D	A2	07
1D20	A0	06	8C	A7	17	AD	43	1D	8D	46	1D	AD	44	1D	8D	47
1D30	1D	AD	43	1D	18	69	20	8D	43	1D	90	03	EE	44	1D	AC
1D40	A7	17	B9	FF	FF	99	FF	FF	88	10	F7	CA	D0	D7	60	A9
1D50	FF	8D	AC	17	8D	AD	17	8D	AE	17	60	20	FF	1C	20	3D
1D60	1E	20	9C	1C	4C	CB	1C	8E	A6	17	20	6D	1D	20	84	1D
1D70	0A	0A	0A	0A	A2	04	2A	2E	AB	17	CA	D0	F9	AD	AB	17
1D80	AE	A6	17	60	20	EB	FF	C9	30	30	F9	C9	3A	90	08	C9
1D90	47	B0	F1	C9	41	90	ED	20	08	1E	C9	41	90	02	E9	07
1DA0	29	0F	60	20	A7	1D	8A	8D	AB	17	4A	4A	4A	4A	20	B4
1DB0	1D	AD	AB	17	29	0F	09	30	C9	3A	90	02	69	06	4C	08
1DC0	1E	48	AD	AA	17	AC	0F	1E	8C	D4	1D	AC	10	1E	8C	D5
1DD0	1D	A0	20	99	FF	FF	68	60	48	AD	0F	1E	AC	10	1E	8D
1DE0	E8	1D	8C	E9	1D	A0	20	B9	FF	FF	8D	AA	17	A9	5E	4C
1DF0	C5	1D	8C	A8	17	20	C1	1D	BD	B5	17	8D	0F	1E	E8	BD
1E00	B5	17	8D	10	1E	4C	19	1E	8C	A8	17	20	C1	1D	8D	FF
1E10	FF	EE	0F	1E	D0	03	EE	10	1E	20	D8	1D	AC	A8	17	48
1E20	68	60	8D	EC	D2	60	B9	FF	FF	60	AD	28	1E	AE	27	1E
1E30	20	A3	1D	A9	20	4C	08	1E	EE	AE	17	F0	08	A2	16	20
1E40	F2	1D	20	2A	1E	A0	00	20	26	1E	A8	4A	90	0B	4A	B0
1E50	17	C9	22	F0	13	29	07	09	80	4A	AA	BD	21	1F	B0	04
1E60	4A	4A	4A	4A	29	0F	D0	04	A0	80	A9	00	AA	8E	A9	17
1E70	BD	65	1F	8D	B0	17	29	03	8D	B1	17	2C	AE	17	30	04
1E80	CE	AE	17	60	98	29	8F	AA	98	A0	03	E0	8A	F0	0B	4A
1E90	90	08	4A	4A	09	20	88	D0	FA	C8	88	D0	F2	48	20	26
1EA0	1E	20	A7	1D	20	33	1E	68	A8	B9	7F	1F	8D	B2	17	B9
1EB0	BF	1F	8D	B3	17	A2	03	A9	00	A0	05	0E	B3	17	2E	B2
1EC0	17	2A	88	D0	F6	69	3F	20	08	1E	CA	D0	EA	20	33	1E
1ED0	A2	06	E0	03	D0	1A	AC	B1	17	F0	15	A9	24	20	08	1E
1EE0	AD	B0	17	C9	E8	20	26	1E	B0	1D	20	A7	1D	88	D0	F0
1EF0	0E	B0	17	90	0E	BD	72	1F	20	08	1E	BD	78	1F	F0	03
1F00	20	08	1E	CA	D0	CC	60	20	13	1F	AA	E8	D0	01	C8	98
1F10	4C	A3	1D	AC	28	1E	AA	10	01	88	6D	27	1E	90	01	C8
1F20	60	40	02	45	03	D0	08	40	09	30	22	45	33	D0	08	40
1F30	09	40	02	45	33	D0	08	40	09	40	02	45	B3	D0	08	40
1F40	09	00	22	44	33	D0	8C	44	00	11	22	44	33	D0	8C	44
1F50	9A	10	22	44	33	D0	08	40	09	10	22	44	33	D0	08	40
1F60	09	62	13	78	A9	00	21	01	02	00	80	59	4D	11	12	06
1F70	4A	05	1D	2C	29	2C	23	28	41	59	00	58	00	00	00	1C
1F80	8A	1C	23	5D	8B	1B	A1	9D	8A	1D	23	9D	8B	1D	A1	00
1F90	29	19	AE	69	A8	19	23	24	53	1B	23	24	53	19	A1	00
1FA0	1A	5B	5B	A5	69	24	24	AE	AE	A8	AD	29	00	7C	00	15
1FB0	9C	6D	9C	A5	69	29	53	84	13	34	11	A5	69	23	A0	D8
1FC0	62	5A	48	26	62	94	88	54	44	C8	54	68	44	E8	94	00
1FD0	B4	08	84	74	B4	28	6E	74	F4	CC	4A	72	F2	A4	8A	00
1FE0	AA	A2	A2	74	74	74	72	44	68	B2	32	B2	00	22	00	1A
1FF0	1A	26	26	72	72	88	C8	C4	CA	26	48	44	44	A2	C8	24

The checksum at the end of each line is shown in decimal! If you set the MEMORY SIZE to 6032 you can use the following BASIC program to compare the checksums:

```
100 FOR I = 6032 TO 8191 STEP 16: SE = 0
      :FOR J = 0 TO 15
110 SE = SE + PEEK (I+J): NEXT J
120 PRINT SU; ", ", ": NEXT I
```

Let's have a closer look at figure 1 and 2: In the beginning the register had the following contents:

A=00, X=20, Y=4F, SP=FA, STATUS = 00100000. The breakpoint B1 is set to the input routine.

The breakpoint B2 is set to the output routine.

The breakpoints 3 to 6 are deleted.

The addresses 7550-7555 with their contents were given out using the M-command. The return address-1 of subroutine-call in 1/2 is in the stack at 2/8 and 2/9. The saved contents of the accumulator is at 2/10, the contents of the X-register is at 2/11 and the contents of the Y-register is saved at 2/12.

In 1/10 the program jumps to (\$7550), this means to \$7300 as can be seen in block 6.

In 1/9 the accumulator has been loaded with 00, that for the zero-flag in 3/15 is set to "1" (the commands in 1/10 and 1/11 do not influence the zero-flag). After the execution of the command in 1/11 the program counter will be at \$7303, because the zero-flag is set to "1".

After five bytes having been put to the stack, the stackpointer now is at \$F5.

At the end we want to point out that this debugger is a great help for the experienced assembler-programmer, as well as for the beginner, because the complete status of the CPU is shown after each command.



# Dogfight

## DOGFIGHT

This game was written for a 64x32 screen but should work also on the 25x25 version (in which case the value for SV in line 22 may need to be increased by 32 or 64). The delay loop in line 2000 defines the speed of the game and may be changed.

```
6 REM DOGFIGHT
9 GOSUBB000
10 FORT=1T032:PRINT:NEXT
22 SV=53376:OS=32:REM FOR C1P
23 REM SV=53248:OS=64:REM FOR C4P
25 POKE530,1:P7=SV+OS*18+5:P8=P7+OS-11:D1=1:
D2=4:P1=P7:P2=P8
27 A(1)=237:A(4)=239:A(2)=236:A(3)=A(2):A(5)
=238:A(6)=A(5)
30 KE=57088:F=0:F1=0
32 FORX=SV+3TOSV+10*OS+3STEP0S:POKEX,43:POKE
X+OS-6,43:NEXT
40 SR=0:SL=0:CO=0:FORX=SV+10*OS+3TOSV+23*OS+
3STEP0S
50 POKEX,161:POKEX+OS-6,161:NEXT
80 FORX=SV+23*OS+3TOSV+24*OS-4
100 POKEX,161:NEXT:X=SV+17*OS+OS/2:XZ=0
115 XZ=XZ+1:IFXZ>6THEN130
120 POKEX,161:X=X+OS:GOTO115
130 POKEKE,127:OP=PEEK(KE):POKEKE,251:OQ=PEE
K(KE)
```

```
131 POKE530,0:POKE530,1
133 SP=SL:P9=P7-17*OS:GOSUB400:SP=SR:P9=P8-1
7*OS-2:GOSUB400
134 SP=CO:P9=P9+7-OS/2:GOSUB400
136 CO=CO+1:IFCO<1000THEN 140
137 INPUT"ANOTHER GO";A$
138 IFLLEFT$(A$,1)="Y"THEN10
139 END
140 IF(OP>233)AND(OQ>251)THEN160
150 IFOP=127THEND1=D1+1
151 IFOP=191THEND1=D1-1
152 IF(OP=223)AND(F=0)THEN231
153 IFD1>6THEND1=1
154 IFD1<1THEND1=6
155 IFOQ=239THEND2=D2+1
156 IFOQ=247THEND2=D2-1
157 IF(OQ=251)AND(F1=0)THEN301
158 IFD2>6THEND2=1
159 IFD2<1THEND2=6
160 IFF=1THEN235
162 IFF1=1THEN320
164 PO=P1:PI=P2
175 REM LEFT
178 IF(P1+1=P2)OR(P1-1=P2)OR(P1+OS=P2)THENG0
SUB7000
179 IF((PEEK(P1-1))OR(PEEK(P1+1)))<>32THEN40
00
180 IFPEEK(P1+OS)<>32THEN4000
185 GD=D1:GP=P1:GOSUB1000:P1=GP:IFF=0THENG0S
UB2000
210 POKEPD,32:POKEP1,A(D1):GOTO281
231 BD=D1:BP=P1:F=1:GD=BD:GP=BP:GOSUB1000:BP
=GP
235 POKEBP,32
236 W=0
240 GD=BD:GP=BP:GOSUB1000
245 LO=PEEK(GP):GOSUB6000:IFW>0THEN269
250 GOSUB1000
252 LO=PEEK(GP):GOSUB6000:IFW>0THEN269
255 BP=GP:POKEBP,45:GOTO162
269 F=0
270 IFW=1THEN162
271 GOTO5000
```

```

280 REM RIGHT
281 IF(P2-1=P1)OR(P2+1=P1)OR(P2+OS=P1)THENG0
SUB7000
282 IF((PEEK(P2-1))OR(PEEK(P2+1)))<>32THEN50
00
283 IFPEEK(P2+OS)<>32THEN5000
285 GD=D2:GP=P2:GOSUB1000
287 P2=GP:IFF1=0THENGOSUB2000
295 POKEP1,32:POKEP2,A(D2)
297 GOTD130
301 BE=D2:BX=P2:F1=1:GD=BE:GP=BX:GOSUB1000:B
X=GP
320 POKEBX,32
325 W=0
340 GD=BE:GP=BX:GOSUB1000
345 LO=PEEK(GP):GOSUB6000:IFW>0THEN360
350 GOSUB1000
352 LO=PEEK(GP):GOSUB6000:IFW>0THEN360
355 BX=GP:POKEBX,46:GOTD164
360 F1=0
365 IFW=1THEN164
370 GOTD4000
400 A$=STR$(SP):POKEP9,ASC(RIGHT$(A$,3))
410 POKEP9+1,ASC(RIGHT$(A$,2))
420 POKEP9+2,ASC(RIGHT$(A$,1)):RETURN
999 REM DIRECTION
1000 IFGD=1THENG0P=GP+1:RETURN
1010 IFGD=2THENG0P=GP-OS+1:RETURN
1020 IFGD=3THENG0P=GP-OS-1:RETURN
1030 IFGD=4THENG0P=GP-1:RETURN
1040 IFGD=5THENG0P=GP+OS-1:RETURN
1050 IFGD=6THENG0P=GP+OS+1:RETURN
2000 FORDE=0T010:NEXTDE:RETURN
3999 REM CRASH
4000 SR=SR+1
4005 FORZ=1T03:POKEP1,Z:NEXTZ:POKEP1,32
4040 IFPEEK(P1+OS)<>32THEND1=1:P1=P7:GOTD130
4045 P1=P1+OS:GOTD4005
5000 SL=SL+1
5005 FORZ=1T03:POKEP2,Z:NEXTZ:POKEP2,32
5040 IFPEEK(P2+OS)<>32THEND2=4:P2=P8:GOTD130
5045 P2=P2+OS:GOTD5005
6000 IF((LO>235)AND(LO<240))THENW=2:RETURN

```

```

6010 IFLO<>32THENW=1:RETURN
6020 RETURN
7000 FORZ=1T03:POKEP2,Z:POKEP1,Z:NEXTZ:POKEP
1,32:POKEP2,32
7040 IFPEEK(P2+OS)<>32THEND2=4:D1=1:P2=P8:P1
=P7:RETURN
7050 P2=P2+OS:P1=P1+OS:GOTD7000
8000 PRINT" DOGFIGHT ! "
8005 PRINT
8010 PRINT"THE OBJECT OF THIS GAME
8015 PRINT"IS TO SHOOT DOWN THE
8020 PRINT"OTHER PLAYERS PLANE WITH
8025 PRINT"A MISSILE.
8030 PRINT"A POINT IS SCORED FOR
8035 PRINT"EACH SUCCESSFUL HIT.
8040 PRINT"THE OPPONENT ALSO GETS A
8045 PRINT"POINT IF YOU CRASH.
8050 PRINT"MIDAIR COLLISIONS RESULT
8055 PRINT"IN ZERO SCORE FOR BOTH
8060 PRINT"PLAYERS.
8070 PRINT"THE CONTROLS ARE:
8080 PRINT"LEFT <-- --> RIGHT
8090 PRINT"(1) PLANE TURNS LEFT (B)
8100 PRINT"(2) PLANE TURNS RIGHT(N)
8110 PRINT"(3) FIRES A MISSILE (M)
8120 PRINT"LEFT --> (1) TO TAKE OFF
8130 PRINT"RIGHT--> (N) TO TAKE OFF
8140 PRINT:INPUT"READY (Y/N)";A$
8150 IFLEFT$(A$,1)="Y"THEN RETURN
8160 GOTD8000

```

OK

# Start & landing simulation

## START & LANDING SIMULATION

### 1. Description of problem and answer

A given quantity is the mass  $m$  (space ship) in the gravitational field. The program approximately calculates the orbit of  $m$  depending on the start conditions.

The player can change the following parameters during the running program:

- 1.) Gradient. Angle of flight direction to surface of earth.
- 2.) Engine on/off. Change of speed and direction.
- 3.) Thrust. Power of engine.

The above problem can be described by the following differential equation:

$$m \cdot \frac{d^2}{dt^2} \cdot V_x(t) - \frac{\delta}{\delta r_x} \cdot \frac{f \cdot M \cdot m}{r(t)} = 0$$

$$m \cdot \frac{d^2}{dt^2} \cdot r_y(t) - \frac{\delta}{\delta r_y} \cdot \frac{f \cdot M \cdot m}{r(t)} = 0$$

$$\text{with } r(t) = \sqrt{r_x^2(t) + r_y^2(t)}$$

$r_x, r_y$  are the cartesian coordinates of  $m$ .  $f$  is the gravitation constant by Newton.  $M$  is the gravitating mass at the origin of the co-ordinate

wanted are  $r_x(t)$  and  $r_y(t)$ .  $r_z(t)$ , the third co-ordinate can be set to 0, because a mass that is affected only by a central force always moves in a plane (in this case the  $x, y$ -plane). Of course,

accelerations in  $z$ -direction (by rocket-engine) then have to be avoided.

We use the approximation that the potential

$$\frac{f \cdot M \cdot m}{r(t)}$$

is constant for short times  $\Delta t$ .

Double integration of (I) gives:

$$r_x = -\frac{f \cdot M \cdot r_x}{\delta \cdot r^3} \cdot \Delta t^2 + V_x \cdot \Delta t + a_x$$

$$r_y = -\frac{f \cdot M \cdot r_y}{\delta \cdot r^3} \cdot \Delta t^2 + V_y \cdot \Delta t + a_y$$

Where  $V_x, V_y, a_x, a_y$  are integration constants.

With  $\Delta t = 1$  sec and  $\alpha = f \cdot M$  we get orbit points in distances of  $\Delta t = 1$  sec:

$$r_x(t + \Delta t) = -\frac{\alpha}{2} \cdot \frac{r_x(t)}{r^3} + V_x(t) + r_x(t) \quad (\text{II a})$$

$$r_y(t + \Delta t) = -\frac{\alpha}{2} \cdot \frac{r_y(t)}{r^3} + V_y(t) + r_y(t)$$

For the speeds  $v_x, v_y$  we get by one time integration of (I):

$$V_x(t + \Delta t) = -\alpha \cdot \frac{r_x(t)}{r^3} + V_x(t)$$

$$V_y(t + \Delta t) = -\alpha \cdot \frac{r_y(t)}{r^3} + V_y(t) \quad (\text{II b})$$

Changes of speed by thrust are described by:

$$\begin{aligned} V_x &= V_x + S_x \\ V_y &= V_y + S_y \end{aligned}$$

Where  $s_x, s_y$  are functions of thrust and gradient.

### 2. Screen-output

$r_x, r_y, v_x, v_y$  are not directly decisive for control of the flight and are therefore not shown. Continuously shown, however, are horizontal and vertical speed related to the surface of earth ( $v_h$  and  $v_v$ ), as well



as the height H.

$$\begin{aligned} V_H(t) &= (r_x(t) \cdot V_x(t) + r_y(t) \cdot v_y(t)) \cdot \frac{1}{r(t)} & \text{where } r(t) &= \sqrt{r_x^2(t) + r_y^2(t)} \\ V_v(t) &= (r_x(t) \cdot V_y(t) - r_y(t) \cdot v_x(t)) \cdot \frac{1}{r(t)} & \text{and } R &= \text{radius of the earth} \\ H(t) &= r(t) - R \end{aligned} \quad (III)$$

In addition to that gradient, thrust, contents of tank and the time are displayed.

### 3. Run of the program

After the program description the program asks you "start-or landing-simulation (S/L)?"

If you enter "L", the program simulates the landing.

The space ship moves in a height of 100km with a horizontal speed of 8097 m/sec (orbit). Over and over again the program calculates the new values for rx,ry,vx,vy using equations (II) and vh,vv,H using equations (III), and constantly displays these values.

The keys 1-6 are for control:  
1,2 change the gradient; 3,4 change the thrust; 5,6 turn the engine on or off (blinking square = on).

Further start conditions are:  
vv(0)=0; thrust=0; engine=off; gradient=0; content of tank=1100 l.

If you enter "S" the start conditions are:  
vv=0; vh=0; thrust=50; gradient=90° ;  
ry(0)=radius of earth; rx(0)=0; content of tank = 2500 l; engine = on!

This means it is on accelerated flight up. You should reach a constant orbit with vv=0; The speed vh (dependent of height) necessary for that will be displayed if you hit key 7.  $(V_H = \sqrt{\frac{f \cdot m}{r}})$

The landing graphics (subroutine 1100 - 1140) show the last 1000 m above the surface of earth (right side of screen).

### 4. Program description

10 - 18	explanation
60 - 100	display
130 - 170	start values and constants
200 - 370	orbit and speed calculations
380 - 411	reading of keyboard

### Subroutines

450	end of program, restart
500 - 530	engine on; change of speed, fuel
600 - 850	change of gradient
900 - 1010	change of thrust
1100 - 1140	landing graphics
2000 - 2030	calculation of height
5000	output of strings to screen

```
1 REM SIMULATION-PROGRAM
2 REM ELCOMP PUBLISHING INC.
3 REM
4 REM
5 REM*****
****
6 REM
10 PRINT"*****"
11 PRINT"START&LANDINGSIMULATION "
12 PRINT"*****"
13 PRINT:PRINT:PRINT" CONTROL":PRINT
14 PRINT" 1,2 = -,+ ANGLE
15 PRINT" 3,4 = -,+ THRUST
16 PRINT" 5,6 = ON,OFF ENGINE
17 PRINT" 7 = V-HOR.FOR CIRCLE
18 FORI=1TO5:PRINT:NEXT
55 INPUT" START-OR LANDING- SIMULATI
ON(S/L)";GG$
56 FORI=1TO30:PRINT:NEXT
57 GG=1:IFGG$="L"THENGG=2
```



```

58 POKE530,1:POKE57088,127
60 A$="GRADIENT":X=53639:GOSUB5000
65 A$="HORIZONTAL":X=53831:GOSUB5000
70 A$="VERTICAL":X=53895:GOSUB5000
80 A$="ENGINE          TANK":X=53478:GOSUB50
00
90 A$="HEIGHT          TIME":X=54023:GOSUB500
0
95 FORI=53498T054106STEP32:POKEI,146:NEXT
96 FORI=54138T054140:POKEI,145:NEXT
97 FORI=53571T053593:POKEI,161:NEXT
98 FORI=53699T053721:POKEI,161:NEXT
99 FORI=53955T053977:POKEI,161:NEXT
100 FORI=53342T053436:POKEI,187:NEXT
130 G=4E14:RY=6.1E6:GX=-SQR(G/RY):B=1100
160 ONGG GOTO170,195
170 B=2510:K1=1:RY=6E6:GX=0:Q1=90:W=50
190 FORI=54147T054172:POKEI,161:NEXTI
191 A$="ORBIT AT V-HORIZ.":X=54182:GOSUB50
00
195 GOSUB500:GOSUB807:GOSUB900
200 R=SQR(RX^2+RY^2)
210 IFRX>0THENA=ATN(RY/RX):GOTO250
220 IFRX<0THENA=3.14+ATN(RY/RX):GOTO250
230 IFRY>0THENA=1.57:GOTO250
240 A=-1.57
250 F=A+Q-1.57
260 RX=-G*RX/(2*R^3)+CX+RX:RY=-G*RY/(2*R^3
)+CY+RY
280 CX=CX-G*RX/R^3:CY=CY-G*RY/R^3
300 SX=W*COS(F):SY=W*SIN(F):T1=T1+1
320 POKE53490,32:H=R-6E6
326 IFH>=1E6THENPRINTH/1000;"KM",T1;"SEC";
CHR$(13);:GOTO332
330 PRINTH;"M",T1;"SEC";CHR$(13);
332 IFH<1000THENGOSUB1100
337 IFH<0ANDGG=0THENPRINT:PRINT" L A N D E
D":GOTO450
340 CH=(RX*CX+RY*CY)/R:CV=(RX*CY-RY*CX)/R
360 A$=STR$(CH)+" M/SEC  ":X=53927:GOSUB5
000
370 A$=STR$(CV)+" M/SEC  ":X=53863:GOSUB5
000

```

```


380 K=PEEK(57088)
390 IFK1=1THENGOSUB500
400 IFK=127THENGOSUB600
405 IFK=191THENGOSUB700
406 IFK=223THENGOSUB900
407 IFK=239THENGOSUB1000
408 IFK=247THENK1=1
409 IFK=251THENK1=0
410 IFK=253THENGOSUB2000
411 GOTO200
450 FORT=0T05000:NEXT:FORT=53300T054300:PO
KET,32:NEXT:RUN55
500 IFB=0THENRETURN
510 CX=CX+SX:CY=CY+SY:POKE53490,161
511 POKE53490,161
512 B=B-W/10:B=INT(B):IFB<0THENB=0
520 A$=STR$(B)+"L  ":X=53555:GOSUB5000
530 RETURN
600 Q1=Q1-5:GOTO800
700 Q1=Q1+5
800 IFQ1>180THENQ1=Q1-360
801 IFQ1<-180THENQ1=Q1+360
805 GG=0
807 Q=3.1416/180*Q1
810 A$=STR$(Q1)+" DEGREES  ":X=53671:GOSUB5
000
830 Q2=(Q1+180)/45:Q2=INT(Q2)
840 IFQ2>5THENQ2=Q2-8
850 POKE53655,250+Q2:RETURN
900 W=W-XX:IFW<0THENW=0
901 XX=10:IFW<30THENXX=5
910 A$=STR$(W)+" THRUST  ":X=53543:GOSUB50
000
940 RETURN
1000 W=W+XX
1001 XX=10:IFW<30THENXX=5
1010 GOTO910
1100 Z=INT(H/50)+1:Z1=INT((H-50*INT(H/50))
*7/49+.5)
1120 FORI=53499T054107STEP32:POKEI,32:NEXT
1130 POKE54139-32*Z,128+Z1
1140 RETURN
2000 V2=SQR(G/R)

```

```

2010 A$=STR$(V2)+" M/SEC      ":X=54214:GDS
UB5000
2030 RETURN
5000 FORI=1TO LEN(A$):POKEI+X,ASC(MID$(A$,
I,1)):NEXTI:RETURN
OK

```



## Drawing on the screen with C4P

### DRAWING ON THE SCREEN WITH C4P

The following program allows you to draw on the screen with your C4P.

After you have started the program it will ask for the background color. Enter a number between 0 and 15. Even numbers from 0 to 14 cause a dark background, odd numbers from 1 to 15 cause a light background. Then select a character by typing in three numbers (000...255). If you enter 032 or 999 the character will be a blank.

The character will be displayed in the lower lefthand corner. If you enter CTRL and two numbers (00...15) you define the color of the character. The color and character can be changed while drawing. The keys around -H- define the direction for the CURSOR. The direction is shown by an arrow in the lower lefthand corner of the screen and can also be changed.

If you now type H the CURSOR will appear and, if you hit H again, it will move in the selected direction.

If you want to save the picture on tape you have to enter SHIFT-S. You will see a S in the lower lefthand corner. If the S is replaced by an E you can turn off the recorder.



```

10 FOR I=1 TO 32:PRINT:NEXT
20 PRINT"   DRAWING ON THE COLOR TV
25 PRINT
26 PRINT"  1.   SELECT CHARACTER (000..
.255)
27 PRINT
28 PRINT"  2.   SELECT COLOR(CTRL00...C
TRL15)
29 PRINT
30 PRINT"  3.   SELECT DIRECTION
31 PRINT"        WITH KEYS AROUND -H-
32 PRINT
33 PRINT"  4.   MOVE CURSOR WITH -H- OR
35 PRINT"        DRAW CHARACTER AND COLOR
36 PRINT"        WITH -SHIFT H-
37 PRINT
46 PRINT"  5.  SAVE PICTURE WITH -SHIFT S-
47 PRINT
48 PRINT"  6.  LOAD PICTURE WITH -SHIFT L-
49 PRINT:PRINT:PRINT

```

```

50 SA=53248:SE=55295:CO=4096:Q=64512:R=Q+1
60 INPUT"BACKGROUND COLOR":FA
65 IF FA>15 THEN FA=15
70 FOR I=SA TO SE:POKE I,32:POKE I+CO,FA:NE
XT
80 SA=53312:SC=54160:J=55172:H=55168:Z=0:T=
0:
90 POKE 15,64:POKE56832,7
100 POKE 11,0:POKE 12,253
110 X=USR(X)
120 K=PEEK(57100):P=PEEK(531)
130 IF P=88 THEN 400 REM SHIFT H - DRAW
140 IF P=72 THEN 450 REM MOVE CURSOR
150 IF P<58 THEN 300 REM 000...255 - CHARAC
TER
160 IFP>236 THEN 500 REM CTRL00...15 = COLO
R
170 IF P=99 THEN GOSUB 700 REM SAVE WITH -
SHIFT S-
175 IF P=90 THEN 900
180 IF P=92 THEN GOSUB 750 REM LOAD WITH -
SHIFT L-
185 IF P=86 THEN 950
190 REM CURSOR
200 IF P=89 THEN V=-64:CU=16:GOTO 600
205 IF P=85 THEN V=-63:CU=17:GOTO 600
210 IF P=74 THEN V= 1:CU=18:GOTO 600
215 IF P=77 THEN V= 65:CU=19:GOTO 600
220 IF P=78 THEN V= 64:CU=20:GOTO 600
225 IF P=66 THEN V= 63:CU=21:GOTO 600
230 IF P=71 THEN V= -1:CU=22:GOTO 600
235 IF P=84 THEN V=-65:CU=23:GOTO 600
240 GOTO 110
290 REM SELECT CHARACTER
300 IF P<48 THEN 110
305 P=P-48:Z=Z+1:ON Z GOTO 310,320,330
306 Z=0:GOTO 110
310 E=P:E=E*100:GOTO 110
320 F=P:F=F*10:GOTO 110
330 G=P:T=E+F+G:IF T>255 THEN T=32
350 POKE H+1,T:Z=0:GOTO 110
390 REM CHARACTER AND COLOR TO SCREEN
400 POKE SC,T:POKE SC+CO,FA:GOTO 460

```



```

440 REM MOVE CURSOR ONLY
450 POKE SC+CO,B
460 SC=SC+V:IF SC>SE THEN SC=SC-V
470 IF SC<SA THEN SC=SC+V
480 B=PEEK(SC+CO):POKE SC+CO,B+1:GOTO 110
490 REM COLOR = 2 NUMBERS (CTRL00...CTRL15)
500 P=P-240:Y=Y+1:ON Y GOTO 510,520
510 W=P:W=W*10:GOTO 110
520 U=P:FA=U+W: REM DISPLAY COLOR
530 FOR I=H TO J:POKE I+CO,FA:NEXT
540 Y=0:GOTO 110
590 REM DISPLAY CURSOR DIRECTION
600 POKE J-1,CU:GOTO 110
690 REM SAVE PICTURE ON TAPE
700 POKE J+1,B3:FOR I=1TO255:WAITQ,2:POKER,
1:NEXT
710 FOR L=SA TO SE:T=PEEK(L):WAIT Q,2:POKE
R,T:NEXT
720 FOR L=SA+CO TO SE+CO:T=PEEK(L):WAIT Q,2
:POKE R,T:NEXT
730 POKE J+1,69:RETURN
740 REM LOAD PICTURE FROM TAPE
750 SC=SA
755 WAITQ,1:T=PEEK(R):IFT=1 THENSC=SC+1
760 POKESC,T:IFSC>SA+50THENSC=SA:GOTO800
770 GOTO755
800 WAITQ,1:T=PEEK(R):IFT=1THENSC=SA:GOTO80
0
810 POKESC,T:SC=SC+1:IFSC>SETHENSC=SA+CO-1:
GOTO830
820 WAITQ,1:T=PEEK(R):GOTO810
830 POKESC,T:SC=SC+1:IFSC>SE+COTHEN850
840 WAITQ,1:T=PEEK(R):GOTO830
850 SC=54160:RETURN
900 POKE 57089,21:GOTO 110
950 POKE 57089,6:GOTO110

```

OK

# Tank war game for dual-joystick

## TANK WAR GAME FOR DUAL-JOYSTICK

Load the program with LOAD/RUN, type in a random number to control the right tank from the keyboard, press SHIFT/LOCK.

### Tank (right side)

Key 9 equals to move the tank  
Key 0 turns the tank around  
Key 8 fire

### Tank (left side)

Key 2 moves the tank  
Key 3 turns the tank around (direction)  
Key 1 fire

## TANKWAR FOR SUPERBOARD 11

```

4 REM * ELCOMP PUB USA*
5 REM *****
6 FORI=1TO35:PRINT:NEXT:GOSUB12001:INPUT"RA
NDOM #";SE
7 RNGE=10:PL=2:DEFFNMB(X)=X+8-8*INT((X+7)/8
)
8 FORI=1TO8:READVEC(I):NEXT I
9 GOSUB12000:GOSUB13000
10 PN(1)=53849:PN(2)=53831

```



```

11 DIR(1)=7:DIR(2)=3
12 KEY=0:GOSUB10000:PL=1:GOSUB10000
13 FORI=1TO1500:NEXTI
14 KEY=5:GOSUB10000:PL=2:GOSUB10000
20 GOSUB10000:GOSUB20000
22 IF(FIRE(1)=-1 OR FIRE(2)=-1)THEN GOTO30
23 IF PL=1 THEN PL=2:GOTO 20
24 PL=1
25 GOTO 20
30 FORI=1TO1500:NEXTI
31 GOSUB12001
32 INPUT"AGAIN";AG$:IFLEFT$(AG$,1)="Y"THEN9
33 FOR I=1TO35:PRINT"":NEXT
34 PRINT"    COWARDS, BOTH OF YOU"
35 FORI=1TO35:PRINT"":NEXT:END
1000 REM**EXECUTION OF PLAYER INSTRUCTIONS
**
10020 IF FIRE(PL)>0THEN10400
10040 POKE PN(PL),32
10060 LOC=PN(PL)
10080 IF KEY=1 THEN DIR(PL)=FNMB(DIR(PL)+1)
10100 IF KEY=2 THEN DIR(PL)=FNMB(DIR(PL)-1)
10120 IF KEY=3 THEN GOSUB 21000
10140 IF KEY<>4 THEN GOTO10240
10160 CC=DIR(PL)
10180 DIR(PL)=FNMB(CC-4)
10200 GOSUB21000
10220 DIR(PL)=CC
10240 POKE LOC,247+DIR(PL)
10250 PN(PL)=LOC
10260 IF KEY<>5 THEN 10380
10270 IF(FIRE(PL)>0)THEN10380
10280 BP(PL)=PN(PL)
10290 DB(PL)=DIR(PL)
10300 FIRE(PL)=1
10340 BP(PL)=LOC
10350 CD=DIR(PL)
10360 GOTO10420
10380 GOTO10700
10400 POKE BP(PL),32
10420 LOC=BP(PL)
10440 CE=LOC
10450 CD=DIR(PL):DIR(PL)=DB(PL)

```

```

10460 GOSUB21000
10470 IF CE=LOC THENFIRE(PL)=0:DIR(PL)=CD:R
ETURN
10480 RA=PEEK(LOC)
10490 BP(PL)=LOC
10500 IF(247<RA AND RA<256)THEN 10600
10520 FIRE(PL)=FIRE(PL)+1
10525 IF(RA<>13 AND RA<>188)THEN 10540
10530 FORI=0TO 255:POKE LOC,I:NEXT
10535 FIRE(PL)=0:POKE LOC,32
10536 DIR(PL)=CD
10537 RETURN
10540 POKE LOC,15+DIR(PL)
10550 DIR(PL)=CD
10560 IF FIRE(PL)<RNGETHEN10590
10580 FIRE(PL)=0
10585 POKE(LOC),(32)
10590 REM
10592 GOTO10630
10600 FIRE(PL)=-1
10620 FORI=1TO255:POKE LOC,I:NEXT
10625 POKE LOC,32
10627 RETURN
10630 GOTO10040
10700 RETURN
12000 GOSUB12001:GOTO12005
12001 FORI=54108TO54300:POKEI,32:NEXTI
12002 RETURN
12005 FORI=1TO35:PRINT"":NEXT
12010 PRINT"    TANK WAR MK I"
12020 FORI=1TO8:PRINT"":NEXT
12030 RETURN
13000 REM TREES AND HILLS
13050 CD=13
13075 FORI=1TO80*RND(SE)+1
13100 UA= 53378+INT(1023*RND(SE))
13200 GOSUB15000
13250 NEXT I
13300 FORI=1TO5
13400 UA=53378+INT(1023*RND(SE))
13500 CD=188:GOSUB15000
13600 FORJ=1TO1+80*RND(SE)
13700 UA=UA+VEC(1+INT(8*RND(SE)))

```

```

13800 GOSUB15000
13900 NEXT J:NEXT I
13925 RETURN
15000 DX=UA-53379-INT((UA-53379)/32)*32
15100 IF(DX>26)THENRETURN
15110 IFDX<3ORDX>25THENRETURN
15200 POKEUA,CD:RETURN
20000 REM***READS KEYBOARD
20100 IFPL=1THENRA=127:GOTO20200
20150 RA=191
20200 POKE530,1:POKE57088,RA
20250 KEY=0
20260 CA=PEEK(57088)
20270 IFCA=247THENKEY=1
20280 IFCA=223THENKEY=2
20290 IFCA=191THENKEY=3
20300 IFCA=239THENKEY=4
20310 IFCA=127THENKEY=5
20320 IFCA=251THENKEY=6
20330 IFCA=253THENKEY=7
20500 POKE 530,0
20600 RETURN
21000 REM COMPUTE NEW LOCATION AND CHECK FO
R L
21150 CA=LOC+VEC(DIR(PL))
21175 IFPEEK(CA)=188THENRETURN
21200 RA=CA-53379-INT((CA-53379)/32)*32
21300 RB=LOC-53379-INT((LOC-53379)/32)*32
21400 IF ABS(RA-RB)>5THEN RETURN
21450 IFRA<2ORRA>25THENRETURN
21500 IF(CA<53379ORCA>54268)THENRETURN
21600 LOC=CA
21700 RETURN
30000 DATA -32,-31,1,33,32,31,-1,-33,53379,
541
OK

```

## TANKWAR FOR SUPERBOARD 111 (WITH SOUND)

```

3 FORX=0TO78:READW
4 POKE560+X,W:NEXTX
5 POKE11,48:POKE12,2
6 FORI=1TO35:PRINT:NEXT:GOSUB12001:INPUT"RA
NDOM #";SE
7 RNGE=10:PL=2:DEFFNMB(X)=X+8-8*INT((X+7)/8
)
8 FORI=1TO8:READVEC(I):NEXT I
9 GOSUB12000:GOSUB13000
10 PN(1)=53849:PN(2)=53831
11 DIR(1)=7:DIR(2)=3
12 KEY=0:GOSUB10000:PL=1:GOSUB10000
13 FORI=1TO1000:NEXT
14 KEY=5:GOSUB10000:PL=2:GOSUB10000
20 GOSUB10000:GOSUB20000
22 IF(FIRE(1)=-1 OR FIRE(2)=-1)THEN GOTO30
23 IF PL=1 THEN PL=2:GOTO 20
24 PL=1
25 GOTO 20
30 FORI=1TO1500:NEXTI
31 GOSUB12001
32 INPUT"AGAIN";AG$:IFLEFT$(AG$,1)="Y"THEN9
33 FOR I=1TO35:PRINT"":NEXT
34 PRINT"   COWARDS, BOTH OF YOU"
35 FORI=1TO35:PRINT"":NEXT:END
10000 REM**EXECUTION OF PLAYER INSTRUCTIONS
**
10020 IF FIRE(PL)>0THEN10400
10040 POKE PN(PL),32
10060 LOC=PN(PL)
10080 IF KEY=1 THEN DIR(PL)=FNMB(DIR(PL)+1)
10100 IF KEY=2 THEN DIR(PL)=FNMB(DIR(PL)-1)
10120 IF KEY=3 THEN GOSUB 21000
10140 IF KEY<>4 THEN GOTO10240
10160 CC=DIR(PL)
10180 DIR(PL)=FNMB(CC-4)
10200 GOSUB21000
10220 DIR(PL)=CC
10240 POKE LOC,247+DIR(PL)
10250 PN(PL)=LOC
10260 IF KEY<>5 THEN 10380

```

```

10270 IF(FIRE(PL)>0)THEN10380
10280 BP(PL)=PN(PL)
10290 DB(PL)=DIR(PL)
10300 FIRE(PL)=1
10340 BP(PL)=LOC
10350 CD=DIR(PL)
10360 GOTO10420
10380 GOTO10700
10400 POKE BP(PL),32
10420 LOC=BP(PL)
10440 CE=LOC
10450 CD=DIR(PL):DIR(PL)=DB(PL)
10460 GOSUB21000
10470 IF CE=LOC THENFIRE(PL)=0:DIR(PL)=CD:R
ETURN
10480 RA=PEEK(LOC)
10490 BP(PL)=LOC
10500 IF(247<RA AND RA<256)THEN 10600
10520 FIRE(PL)=FIRE(PL)+1
10525 IF(RA<>13 AND RA<>188)THEN 10540
10530 FORI=0TO255:POKE LOC,I:NEXT
10535 FIRE(PL)=0:POKE LOC,32
10536 DIR(PL)=CD
10537 RETURN
10540 POKE LOC,15+DIR(PL)
10550 DIR(PL)=CD
10560 IF FIRE(PL)<RNGETHEN10590
10580 FIRE(PL)=0
10585 POKE(LOC),(32)
10590 REM
10592 GOTO10630
10600 FIRE(PL)=-1
10620 FORI=1TO255:POKE LOC,I:NEXT:X=USR(X)
10625 POKE LOC,32
10627 RETURN
10630 GOTO10040
10700 RETURN
12000 GOSUB12001:GOTO12005
12001 FORI=54108TO54300:POKEI,32:NEXTI
12002 RETURN
12005 FORI=1TO35:PRINT"":NEXT
12010 PRINT"      TANK WAR MK I"
12020 FORI=1TO8:PRINT"":NEXT

```

```

12030 RETURN
13000 REM TREES AND HILLS
13050 CD=13
13075 FORI=1TO80*RND(SE)+1
13100 UA= 53378+INT(1023*RND(SE))
13200 GOSUB15000
13250 NEXT I
13300 FORI=1TO5
13400 UA=53378+INT(1023*RND(SE))
13500 CD=188:GOSUB15000
13600 FORJ=1TO1+80*RND(SE)
13700 UA=UA+VEC(1+INT(8*RND(SE)))
13800 GOSUB15000
13900 NEXT J:NEXT I
13925 RETURN
15000 DX=UA-53379-INT((UA-53379)/32)*32
15100 IF(DX>26)THENRETURN
15110 IFDX<30RDX>25THENRETURN
15200 POKEUA,CD:RETURN
20000 REM***READS KEYBOARD
20100 IFPL=1THENRA=127:GOTO20200
20150 RA=191
20200 POKE530,1:POKE57088,RA
20250 KEY=0
20260 CA=PEEK(57088)
20270 IFCA=247THENKEY=1
20280 IFCA=223THENKEY=2
20290 IFCA=191THENKEY=3
20300 IFCA=239THENKEY=4
20310 IFCA=127THENKEY=5:X=USR(X)
20320 IFCA=251THENKEY=6
20330 IFCA=253THENKEY=7
20500 POKE 530,0
20600 RETURN
21000 REM COMPUTE NEW LOCATION AND CHECK FO
R L
21150 CA=LOC+VEC(DIR(PL))
21175 IFPEEK(CA)=188THENRETURN
21200 RA=CA-53379-INT((CA-53379)/32)*32
21300 RB=LOC-53379-INT((LOC-53379)/32)*32
21400 IF ABS(RA-RB)>5THEN RETURN
21450 IFRA<20RRA>25THENRETURN
21500 IF(CA<53379ORCA>54268)THENRETURN

```



```

21600 LOC=CA
21700 RETURN
25000 DATA169,255,141,128,2,133,26,169,16,1
41
25010 DATA0,216,32,102,2,165,26,141,0,223
25020 DATA32,95,2,169,0,141,0,223,32,95
25030 DATA2,206,128,2,208,6,169,0,141,0
25040 DATA216,96,198,26,76,60,2,174,127,2
25050 DATA202,208,253,96,216,56,165,19,101,
22
25060 DATA101,23,133,18,162,4,181,18,149,19
25070 DATA202,16,249,165,18,141,127,2,96
30000 DATA -32,-31,1,33,32,31,-1,-33,53379,
541
OK

```



# Paging on the superboard

## PAGING ON THE SUPERBOARD

Most of the less expensive microcomputers don't have the feature of shiftable screen-memory.

In this chapter we will show you how to create a second video memory in the normal RAM area. The disadvantage of this technique is that you lose 1K of your workspace; but very often you don't need the whole memory anyway.

The program is written for the OSI Superboard, where the video memory is at \$D000-\$D3FF (1024 bytes). The contents of this memory is displayed continuously on the screen. We will define another area of memory to be the screen memory. Then we can switch between the two pages by exchanging the contents of the two areas. The page that is not displayed at the moment is stored in normal memory. The two pages are independent, which means if something slips out of one page it will not be added at the bottom of the other.

The principle of the program is simple: a subroutine in machine language simply exchanges byte-by-byte between the video memory from \$D000 to \$D3FF and the workspace from \$1C00 to \$1F00.



The machine language routine does this job so fast that it looks like an instant switching between the two screens.

The machine language routine was developed for the 6502 CPU. Here is how it works:

First the index register X is erased. It will be used as an additional address added to a base-address. The accumulator will be loaded with the contents of the address \$D000+X, which is the first address of the screen memory. Then the Y-register will be loaded with the contents of the address \$1C00+X and the contents of the accu will be placed in that address. Now the first byte has been carried from screen memory to work memory. Next the contents of the Y-register is moved to the accumulator (command TYA) and then the contents of the accumulator is stored at location \$D000+X. The exchange of the other 1023 bytes is very similar. The only problem is that the X-register is one byte wide and can be used only for 256 running addresses. That is why the whole thing is done four times with four different base addresses. At the end of the program is an RTS-command that brings us back to BASIC.

The machine-language routine is at memory locations 574 (dec.) to 631 (dec.) which are normally free. The routine is relocatable.

The routine is called from BASIC by X=USR(X). Before the call, the start address of the program has to be stored in address 11 (dec., low byte) and 12 (dec., high byte). The sample program uses a second machine-language routine to clear the screen.

In line 50 the top of memory is redefined because the upper 1k of RAM is needed for the second screen page. At the end of the program (line 410) the pointer to top of memory is set back to its original value.

In lines 100-150 the machine language routine for exchange of the two memory areas is loaded. In lines 160-170 the machine language routine for clear screen is loaded.

#### MACHINE LANGUAGE ROUTINE

```
LDX #0
M LDA $D000,X
LDY $1C00,X
STA $1C00,X
TYA
STA $D000,X
LDA $D100,X
LDY $1D00,X
STA $1D00,X
TYA
STA $D100,X
LDA $D200,X
LDY $1E00,X
STA $1E00,X
TYA
STA $D200,X
LDA $D300,X
LDY $1F00,X
STA $1F00,X
TYA
STA $D300,X
DEX
BNE M
RTS
```

```
10 REM PAGING
20 REM
40 REM REDEFINE MEMORY-BORDERS
50 POKE134,28
100 FORI=574TO631:READA:POKEI,A:NEXTI
110 POKE12,2
115 REM MACHINE LANGUAGE ROUTINE
120 DATA162,0,189,0,208,188,0,28,157,0,28,
152,157,0,208,189,0,209
```

```

130 DATA188,0,29,157,0,29,152,157,0,209,18
9,0,210,188,0,30,157,0,30
140 DATA152,157,0,210,189,0,211,188,0,31,1
57,0,31,152,157,0,211
150 DATA202,208,201,96
155 REM ROUTINE FOR CLEAR SCREEN
160 X=65036:Y=547:FORI=0TO25:Z=PEEK(X+I):P
OKEY+I,Z:NEXTI
170 POKE573,96
190 REM 600=CLEAR SCREEN
200 GOSUB600
205 REM 700=SWITCH PAGES
210 GOSUB700
220 GOSUB600
230 PRINT"FIRST PAGE"
235 PRINT:PRINT"1 1 1 1 1 1 1 1 1 1"
240 GOSUB700
250 PRINT"SECOND PAGE"
255 PRINT:PRINT"2 2 2 2 2 2 2 2 2 2"
260 FOR I=1 TO 1000:NEXT I
270 GOSUB700:GOTO260
410 POKE 134,32:END
600 POKE11,35:X=USR(X):RETURN
700 POKE11,62:X=USR(X):RETURN
OK

```

# Input routine

## INPUT ROUTINE

Here is an input routine that prevents the program from stopping when RETURN is pressed at an input statement. There are two ways of using that input routine:

A) If you hit RETURN nothing happens, only if you hit CTRL-RETURN will it work like the normal RETURN.

B) If you need to answer a question which must be answered with yes or with no, respectively.

For example:

1a. Press RETURN if yes. 1b. Press N-RETURN if no.

2a. Press RETURN if no. 2b. Press Y-RETURN if yes.

This often makes control easier. In B, you enter the ASCII character 32, which is SPACE, instead of the RETURN character. This means that you have to press RETURN twice in case 1. and 2.

Example for version B:

Question: SHOULD THE COMPUTER START (Y/N) Y ?

This means that if you answer with RETURN (2xRETURN) the question is answered with YES. (Besides that you can answer with Y and N).

Software-Routine:

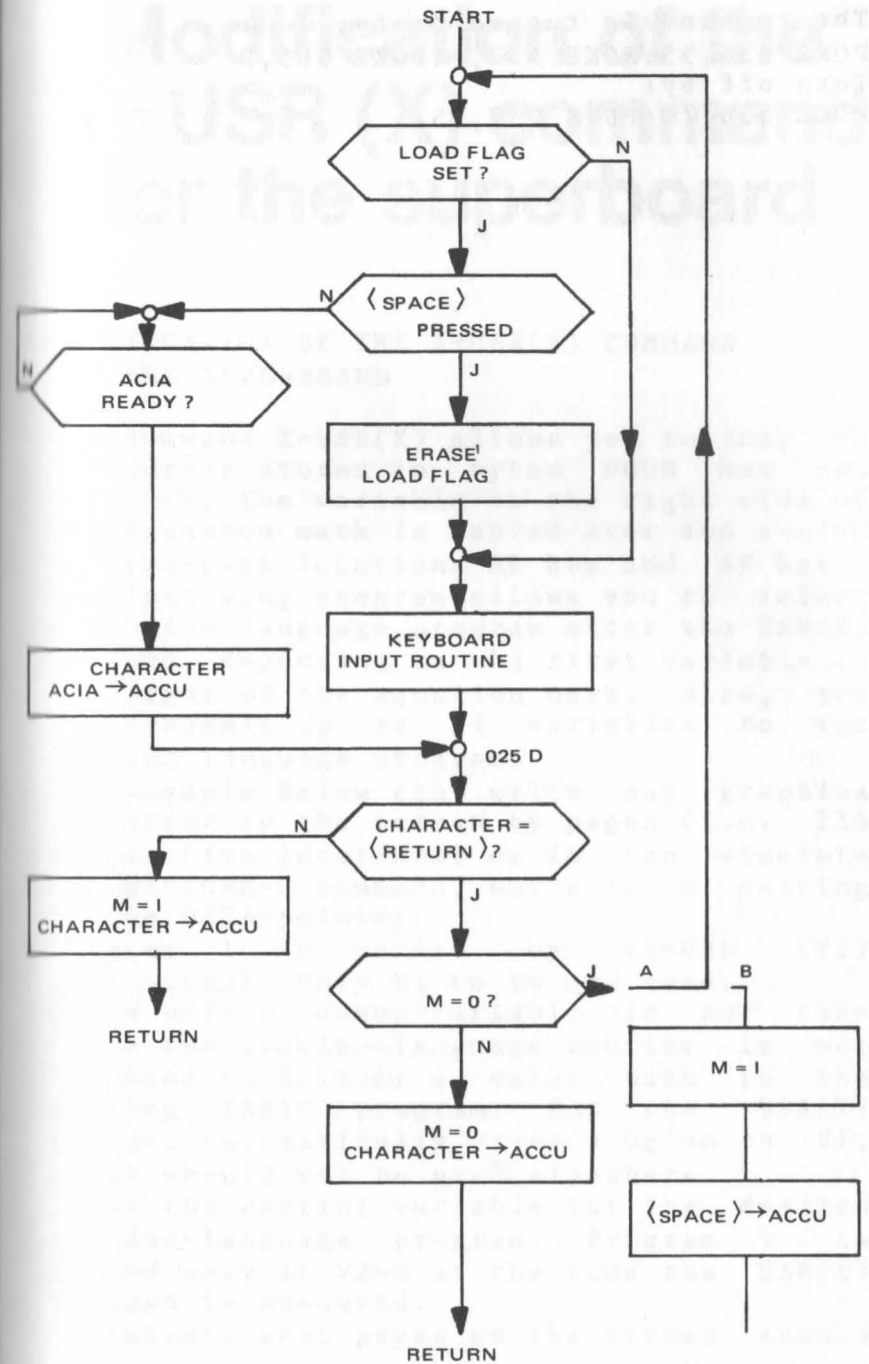
The important part starts at 025D. The first part is a copy of the old input-routine which reads a character from the ACIA.

```

0218 37
0219 02

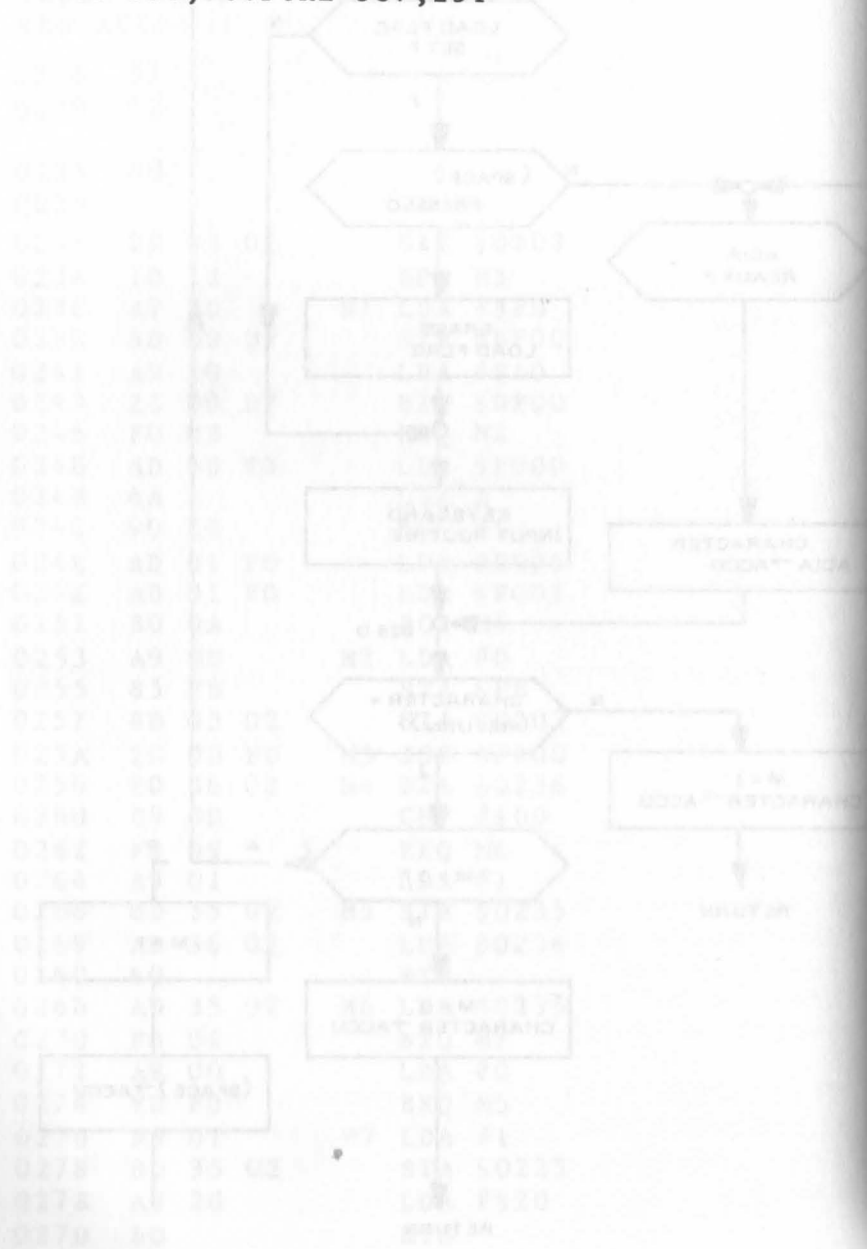
0235 00
0236

0237 2C 03 02      BIT $0203
023A 10 1E          BPL M3
023C A9 FD          M1 LDA #$FD
023E 8D 00 DF      STA $DF00
0241 A9 10          LDA #$10
0243 2C 00 DF      BIT $DF00
0246 F0 0B          BEQ M2
0248 AD 00 F0      LDA $F000
024B 4A            LSR A
024C 90 EE          BCC M1
024E AD 01 F0      LDA $F001
024E AD 01 F0      LDA $F001
0251 B0 0A          BCS M4
0253 A9 00          M2 LDA #0
0255 85 FB          STA $FB
0257 8D 03 02      STA $0203
025A 20 00 FD      M3 JSR $FD00
025D 8D 36 02      M4 STA $0236
0260 C9 0D          CMP #$0D
0262 F0 09          BEQ M6
0264 A9 01          LDA #1
0266 8D 35 02      M5 STA $0235
0269 AD 36 02      LDA $0236
026C 60            RTS
026D AD 35 02      M6 LDA $0235
0270 F0 04          BEQ M7
0272 A9 00          LDA #0
0274 F0 F0          BEQ M5
0276 A9 01          M7 LDA #1
0278 8D 35 02      STA $0235
027B A9 20          LDA #$20
027D 60            RTS
    
```





The routine is turned on by:  
 POKE 536,55:POKE 537,2:POKE 565,0  
 Turn off by:  
 POKE 536,70:POKE 537,251



# Modification of the X = USR (X) command for the superboard

## MODIFICATION OF THE X=USR(X) COMMAND FOR THE SUPERBOARD

The command X=USR(X) allows you to jump to an address stored in bytes 000B hex and 000C hex. The variable to the right side of the equation mark is handed over and stored in zero-page locations AE hex and AF hex. The following program allows you to select a machine language program after the USR(X) command, depending on the first variable to the right of the equation mark. Also, you can transmit up to 21 variables to the machine language program.

The example below can write any graphics character to the screen by pages (i.e. 256 consecutive locations) or it can simulate the RESTORE-n command, which is a setting of the DATA-pointer.

Program 1 is called by V1=USR (V2) (V3)...(Vn). Only V1 to V4 are used. V1 is only a dummy-variable in our case since the machine-language routine is not supposed to deliver a value back to the calling BASIC program. But the USR(X) routine automatically gives a value to V1, so V1 should not be used elsewhere. V2 is the control variable for the desired machine-language program. Program 1 is called only if V2=0 at the time the USR(X) command is executed. V3 selects what pages on the screen should

remain unchanged. The diagram below shows how the four pages are influenced by V3. V4 contains the graphic-character that should be written to the selected pages.

Program 2 also is called by V1=USR (V2) (V3)... (Vn), but it only uses V2 and V3. V2 has to be 1 to select program 2. V3 contains the line number of the desired DATA line.

The listed machine-language program works with 8k RAM if MEMORY SIZE ? is set to 7936.

If you want to use additional routines you can write them to 1FB0-1FCF and 1FD0-1FFF and call them with V2=2, respectively V2=3.

#### MEMORY MAP

1F00-1F31 routine to save the variables V1-Vn  
 1F32-1F5F select routine; selects routine depending on V2  
 1F60-1F8F screen routine  
 1F90-1FAF RESTOREn routine  
 02AF low byte from V2  
 02AE high byte from V2  
 02AD low byte from V3  
 02AC high byte from V3  
 a.s.o.

```

1F00 20 05 AE A5 AF 8D AF 02 A9 AE 85 D4 20 C2 00 C9
1F10 00 F0 1E C9 3A F0 1A 20 F5 AB 20 05 AE A6 D4 A5
1F20 AF 9D 00 02 C6 D4 A6 D4 A5 AE 9D 00 02 C6 D4 D0
1F30 DB AD AF 02 C9 00 D0 04 20 60 1F 60 C9 01 D0 04
1F40 20 90 1F 60 C9 02 D0 04 20 B0 1F 60 C9 03 D0 04
1F50 20 D0 1F 60 60 00 00 00 00 00 00 00 00 00 00
1F60 A2 00 AD AC 02 AC AE 02 84 D4 18 66 D4 B0 03 9D
1F70 00 D0 66 D4 B0 03 9D 00 D1 66 D4 B0 03 9D 00 D2
1F80 66 D4 B0 03 9D 00 D3 E8 D0 DB 60 00 00 00 00 00
1F90 AD AE 02 85 11 AD AD 02 85 12 20 32 A4 A5 AA 18
1FA0 69 04 90 02 E6 AB 85 8F A5 AB 85 90 60 00 00 00
1FB0 60 00 00 00 00 00 00 00 00 00 00 00 00 00 00
1FC0 00 00 00 00 00 00 00 00 00 00 00 00 00 00 00
1FD0 60 00 00 00 00 00 00 00 00 00 00 00 00 00 00
1FE0 00 00 00 00 00 00 00 00 00 00 00 00 00 00 00
1FF0 00 00 00 00 00 00 00 00 00 00 00 00 00 00 00
  
```

```

10 FORT=1T035:PRINT:NEXT:POKE11,0:POKE12,3
1
20 F=1:INPUT"PROGRAM NUMBER";X:PRINT
30 IFX=0THENINPUT"PAGE SEL.,CHARACTER";Y,Z
:PRINT:GOTO50
40 IFX=1 THENINPUT"LINE NUMBER";Y:PRINT:F=
0
50 X=USR(X) (Y) (Z):IF F=1 GOTO 20
60 READ A$:PRINTA$:PRINT:GOTO20
100 DATA "LINE 100"
101 DATA "LINE 101"
102 DATA "LINE 102"
103 DATA "LINE 103"
104 DATA "LINE 104"
105 DATA "LINE 105"
OK

```

# Textprogram for OSI-superboard

## TEXTPROGRAM FOR OSI-SUPERBOARD

This machine-language program allows you to enter text into your Superboard, edit it, print it on a printer, save it on cassette, load it from cassette.

After you have entered the program you can start it with 0333G. The menu will come up. Here you can choose:

- A to enter text
- B to add text
- C to jump to the editor
- D to print on a printer
- E to save text on tape
- F to load text from tape

The input of text works with released SHIFT LOCK key. For capital letters, use the left shift key.

- CTRL R moves cursor backwards
- CTRL F moves cursor forwards
- CTRL U prints preceding line
- CTRL E jump to editor

In the editor you can correct or insert text.

- R moves cursor backwards
- F moves cursor forwards
- U prints preceding line
- L1 to L9 the next 1 to 9 lines are listed on the screen



X last line number is printed  
 N next line is printed  
 C one character is deleted and can be replaced by the next pressed  
 I up to 250 characters may be inserted; finish with CTRL-I  
 D delete one character; finish with CTRL-D  
 T jump to beginning of text  
 V jump to menu

The printer routine was written for the MPI 88T printer. With CTRL N you can switch to expanded printout, with CTRL O you can switch back to normal printout.

If you save text on tape, the program records from (00F7)/(00F8) to (00F9)/(00FA). "G" starts the recording.

To load text from tape you have to press the L-key twice. After the loading you must note the endaddress and write this address to 00F9 (lower byte) and 00FA (higher byte), after BREAK and M.

To start the program enter ".0333G"

Note: The program was written for a Superboard with 24 characters/line. If you want to change that, write the new value (hex) to locations 0494 and 051F.

0 0222 0 1  
 0232 A9 0D 20 7A FF A9 2F 20 A5 7E 20 02 A2 00 A1 F7 20  
 0242 20 B3 02 A9 OD 20 B1 FC A9 20 2D BF EB F7 D0  
 0252 02 E8 F8 38 A5 F9 E5 F7 A5 FA E5 F8 10 DE 4C 33  
 0262 03 85 FC 20 AC FE AD CC DO 20 75 02 AD CD DO 20  
 0272 75 02 60 20 B1 FC 20 2D BF 60 AA 9C AD A5 OA OD  
 0282 OA 71 72 69 6E 74 65 72 20 6F 6E 20 21 OA OD OA  
 0292 63 68 61 72 2E 2F 6C 69 6E 65 20 3A 20 OA OD OA  
 02A2 41 3D 38 30 20 42 3D 39 36 20 43 3D 31 32 30 20  
 02B2 44 3D 31 33 32 01 OA OD OA 6D 61 72 2E 3A 20 31  
 02C2 2D 39 01 OD OA 72 65 63 6F 72 64 65 72 20 74  
 02D2 6F 20 3C 52 45 43 4F 52 44 3E OA OD OA 61 66 74  
 02E2 2E 20 32 30 20 73 65 63 20 12 47 01 OA OD OA 72  
 02F2 65 63 6F 72 64 65 72 0A 0A 65 6E 64 61 64 72 65  
 0302 3E 12 20 12 20 0D 0A 65 6E 64 61 64 64 72 65  
 0312 73 73 20 74 6F 20 46 39 2F 46 41 20 21 21 20 20  
 0322 20 01 A0 00 B1 F7 C9 01 F0 06 20 07 04 4C 26 03  
 0332 60 A9 7C 85 F7 A9 03 85 F8 20 24 03 20 00 FD C9  
 0342 56 30 02 E9 20 C9 41 D0 03 4C 15 04 C9 42 D0 0B  
 0352 A5 F9 85 F7 A5 FA 4C 18 04 C9 43 D0 03 4C  
 0362 A1 04 C9 44 D0 03 4C 2A 06 C9 45 D0 03 4C 18 06  
 0372 C9 46 D0 03 4C 29 06 4C 33 03 OA OD OA 61 3D 20  
 0382 69 6E 70 75 74 20 20 0A OD OA 62 3D 20 61 64

0392 20 74 65 78 74 20 20 20 20 20 0A 0D 0A 63 3D 20  
 03A2 65 64 69 74 6F 72 0A 0D 0A 64 3D 20 70 72 69 6E  
 03B2 74 0A 0D 0A 65 3D 20 73 61 76 65 20 20 20 20 20  
 03C2 20 20 0A 0D 0A 66 3D 20 6C 6F 61 64 20 20 20 20  
 03D2 20 20 20 01 A6 F7 86 F9 A6 F8 86 FA 60 C6 F7 A6  
 03E2 F7 E0 FF D0 02 C6 F8 60 A2 20 86 F7 A2 07 86 F8  
 03F2 60 A6 F7 E4 F9 D0 06 A6 F8 E4 FA F0 02 18 60 38  
 0402 60 A0 00 91 F7 20 2D BF E6 F7 A6 EE E0 00 D0 02  
 0412 E6 F8 60 20 EA 03 DB A9 0D 20 03 04 20 00 FD C9  
 0422 05 D0 03 4C A1 04 20 31 04 20 D6 03 4C 1E 04 C9  
 0432 12 D0 06 20 5D 04 4C 1E 04 C9 06 D0 06 20 6F 04  
 0442 4C 1E 04 C9 15 D0 06 20 7D 04 4C 1E 04 C9 09 D0  
 0452 03 4C F2 05 20 03 04 60 EA EA EA 20 DF 03 CE 00  
 0462 02 CE 00 02 20 DF 03 B1 F7 20 03 04 60 20 F3 03  
 0472 90 01 60 A0 00 B1 F7 20 07 04 60 A0 30 20 DF 03  
 0482 88 D0 FA A0 00 B1 F7 C9 20 F0 06 20 0A 04 4C 87  
 0492 04 A0 16 A2 00 A1 F7 20 07 04 88 D0 F6 60 60 20  
 04A2 EA 03 A9 0A 20 2D BF 20 00 FD C9 5C 30 02 E9 20  
 04B2 C9 52 D0 06 20 5D 04 4C A9 04 C9 46 D0 06 20 6F  
 04C2 04 4C A9 04 C9 43 D0 03 4C 67 05 C9 44 D0 03 4C  
 04D2 70 05 C9 49 D0 03 4C AD 05 C9 55 D0 06 20 7D 04  
 04E2 4C A9 04 C9 54 D0 06 20 EA 03 4C A9 04 C9 4C D0  
 04F2 03 4C 53 05 C9 58 D0 07 A6 F2 86 F3 4C 0C 05 C9  
 0502 56 D0 03 4C 33 03 A9 01 85 F3 A9 0A 20 2D BF A9  
 0512 0D 20 2D BF A9 0A 20 2D BF 20 2D BF A0 18 B1 F7  
 0522 C9 20 F0 04 88 4C 20 05 A2 00 A1 F7 20 07 04 20

0532 F3 03 90 03 4C 5F 05 C9 0A D0 03 20 2D BF 88 F0  
 0542 03 4C 2A 05 A6 F3 CA F0 05 86 F3 4C 11 05 4C A9  
 0552 04 20 00 FD E9 2F 85 F2 85 F3 4C 0C 05 A9 F1 20  
 0562 2D BF 4C A9 04 20 00 FD 20 03 04 4C A9 04 A2 01  
 0572 86 F0 A0 01 B1 F7 20 03 04 20 00 FD C9 04 F0 05  
 0582 E6 F0 4C 74 05 A4 F0 20 DF 03 88 D0 FA A4 F0 C6  
 0592 F9 A6 F9 E0 FF D0 02 C6 FA 88 D0 F3 A4 F0 B1 F7  
 05A2 20 03 04 20 F3 03 90 F4 4C A9 04 A5 FA 85 F4 A5  
 05B2 F8 85 F6 18 A9 FF 65 F9 85 F3 90 02 E6 F4 18 A9  
 05C2 FF 65 F7 85 F5 90 02 E6 F6 A0 FF A2 00 A1 F9 91  
 05D2 F9 20 F3 03 B0 0D C6 F9 A6 F9 E0 FF D0 02 C6 FA  
 05E2 4C CB 05 20 00 FD C9 09 F0 06 20 31 04 4C E5 05  
 05F2 A0 00 B1 F5 20 05 04 A6 F5 E4 F3 D0 06 A6 F6 E4  
 0602 F4 F0 0D E6 F5 A6 F5 E0 00 D0 02 E6 F6 4C F4 05  
 0612 20 D6 03 4C A9 04 A9 C5 85 F7 A9 02 85 F8 20 24  
 0622 03 20 12 07 4C 22 02 A9 EE 85 F7 A9 02 85 F8 20  
 0632 24 03 20 00 FD 4C 00 FE A9 80 85 F7 A9 02 85 F8  
 0642 20 24 03 20 00 FD 20 2D BF C9 5C 30 02 E9 20 C9  
 0652 41 D0 08 A9 1C 85 F4 A9 4C 85 F5 C9 42 D0 08 A9  
 0662 1D 85 F4 A9 56 85 F5 99 43 D0 08 A9 1E 85 F4 A9  
 0672 73 85 F5 C9 44 D0 A9 1F 85 F4 A9 82 85 F5 A9 88  
 0682 85 F7 A9 02 85 F8 20 24 03 20 00 FD C9 3C 30 02  
 0692 E9 20 20 2D BF E9 30 85 F3 A9 00 85 F2 A5 F4 20  
 06A2 B1 FC A5 F5 E5 F3 85 F6 20 EA 03 A4 F3 A9 20 20  
 06B2 B1 FC 88 D0 FA A4 F6 B1 F7 C9 20 F0 04 88 4C BA

```

06C2 06 A2 00 A1 F7 C9 0D D0 09 20 F5 06 20 FC 0B 4C
06D2 AE 06 C9 0A D0 03 4C CC 06 20 F5 06 20 F3 03 90
06E2 03 4C 33 03 8B D0 DA 20 FC 06 A9 0D 20 B1 FC 4C
06F2 AE 06 20 B1 FC 20 07 04 60 E6 F2 A2 3F E4 F2 F0
0702 03 60 EA EA A2 08 A9 0A 20 B1 FC CA D0 FA 60 20
0712 EA 03 20 00 FD 60 A0 BA CA 2A E2 EA AA AA
..

```

# Kansas-city interface for the PET

## KANSAS-CITY INTERFACE FOR THE PET

In this chapter we describe how to create an output on the PET in the KANSAS-CITY format. A tape recorded in that format later can be read by a Superboard using the L-command of the monitor.

The KANSAS-CITY-format uses eight sine-waves of 2400 Hz to form a logical "1" and four sine-waves of 1200 Hz to form a logical "0". The transmission speed is 300 bit/sec. In the OHIO-computers the interface for this transmission consists of an UART, some TTL-chips and an operational amplifier. The format of the transmission can also be created by software and a minimum of hardware.

The software can be written into the cassette buffer of the PET. First the interrupt of the PET is disabled and PA0 is defined as an output. Then a leader of 14 seconds HI-level is created. HI is the stop-polarity on serial interfaces. Next a "/" is created to tell the OSI monitor that datas (and not addresses) are being sent. The address where the datas should go has to be entered with the OSI monitor before loading.

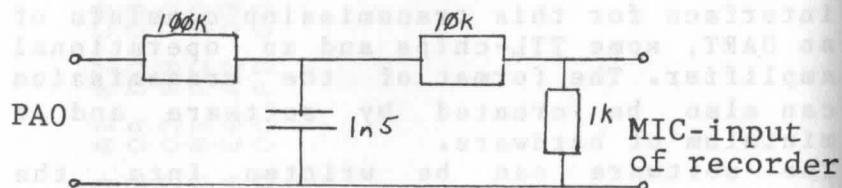
Then the data is split into two hex-numbers and sent. A \$0D is added after each byte. The pointer in \$50,\$51 for the start address and \$52,\$53 for the end address of



the block to be transferred have to be entered by hand before the start of the program. At the end of the input the reading has to be stopped by the break-key. The subroutine that sends an ASCII sign is called OUT 14. First a startbit is created, then eight data-bits and finally two stopbits. The subroutine HI creates eight squarewaves and the subroutine LO creates four squarewaves.

At the end a note for the PET user: Probably you can record in KANSAS-CITY format with the installed recorder if you use the internal port at \$E840 bit 3 instead of PA0. With appropriate programs you also can create the formats of APPLE, AIM, and KIM.

#### Hardware of the interface:



#### Machine language routine:

```

10 0000      ,SOFT KANSAS CITY
20 0000      ,FOR PET
30 0000      ,TOGGLES PA0
40 0000      β=829
50 033D 78   SEI
60 033E A901 LDA E$1
70 0340 8D43E8 STA 59459
80 0343      PAD=59457
90 0343      ,
100 0343     ,LEADER
110 0343     ,
120 0343 20DA03 JSR VOR
130 0346 A92F LDA E$2F
140 0348 208303 JSR OUT14
150 034B A150   START LDA ($50,X)
160 034D 206B03 JSR OUTBYT
170 0350 A90D LDA E$D
180 0352 208303 JSR OUT14
190 0355 E650 INC $50
200 0357 D002 BNE CONT11
210 0359 E651 INC $51
220 035B A552 CONT11 LDA $52
230 035D C550 CMP $50
240 035F D0EA BNE START
250 0361 A553 LDA $53
260 0363 C551 CMP $51
270 0365 D0E4 BNE START
280 0367 20DA03 JSR VOR
290 036A 60    RTS ,END OF PROGRAM
300 036B      ,
310 036B     ,SUBROUTINES FOLLOW
320 036B     ,
330 036B 48   OUTBYT PHA
340 036C 4A   LSR A
350 036D 4A   LSR A
360 036E 4A   LSR A
370 036F 4A   LSR A
380 0370 207A03 JSR OUTCH
390 0373 68   PLA
400 0374 290F AND E$F
410 0376 207A03 JSR OUTCH
420 0379 60   RTS
430 037A C90A OUTCH CMP E$A
440 037C 3003 BMI OUT12
450 037E 18   CLC
460 037F 6907 ADC E7
470 0381 6930 OUT12 ADC E$30
480 0383 20B403 OUT14 JSR LO
490 0386 A008 LDY E8
500 0388 4A   OUTCRY LSR A
510 0389 B006 BCS OUTHI
520 038B 20B403 JSR LO
530 038E 18   CLC
540 038F 9003 BCC CONT12
550 0391 209E03 OUTHI JSR HI
560 0394 88   CONT12 DEY
570 0395 D0F1 BNE OUTCRY
580 0397 209E03 JSR HI
590 039A 209E03 JSR HI

```

```

600 039D 60          RTS
610 039E 48          HI   PHA
620 039F A208        LDX E8
630 03A1 A901        HI1  LDA E1
640 03A3 8D41E8      STA PAD
650 03A6 20D003      JSR DELY20
660 03A9 EE41E8      INC PAD
670 03AC 20D003      JSR DELY20
680 03AF CA          DEX
690 03B0 D0EF        BNE HI1
700 03B2 68          PLA
710 03B3 60          RTS
720 03B4 48          LO   PHA
730 03B5 A204        LDX E4
740 03B7 A901        LO1  LDA E1
750 03B9 8D41E8      STA PAD
760 03BC 20D003      JSR DELY20
770 03BF 20D003      JSR DELY20
780 03C2 EE41E8      INC PAD
790 03C5 20D003      JSR DELY20
800 03C8 20D003      JSR DELY20
810 03CB CA          DEX
820 03CC D0E9        BNE LO1
830 03CE 68          PLA
840 03CF 60          RTS
850 03D0 48          DELY20 PHA ; DELAY 20 µs
860 03D1 8A          TXA
870 03D2 A223        LDX E35
880 03D4 CA          LDEL DEX
890 03D5 D0FD        BNE LDEL
900 03D7 AA          TAX
910 03D8 68          PLA
920 03D9 60          RTS
930 03DA A9F0        VOR  LDA E$F0 ; LEADER
940 03DC A000        VOR1 LDY E0
950 03DE 209E03     VOR2 JSR HI
960 03E1 88          DEY
970 03E2 D0FA        BNE VOR2
980 03E4 18          CLC
990 03E5 6901        ADC E1
1000 03E7 D0F3       BNE VOR1
1010 03E9 60          RTS

```

# Calculation of time in BASIC

## CALCULATION OF TIME IN BASIC

The following program allows you to calculate the number of days between two dates or to calculate your own age in minutes. The program calculates the period in minutes, hours, and days. The results are rounded to whole numbers. The minutes are calculated as the minutes minus one. Therefore, the program calculates zero minutes for the difference between 12.15 and 12.16 of the same day. The program considers all leap-years. The program uses the Gregorian calendar and assumes it was always valid. After the output you can change one or both dates. The program is written in MORD-BASIC which means that there were no special commands used so that it should work on any BASIC.

```

10 REM TIME CALCULATION
20 FOR I=1 TO 25:PRINT:NEXT I
30 DIM M(12)
40 FOR I=1 TO 12:READ M(I):NEXT I
55 DATA -1,30,58,89,119,150,180,211,242,27
2,303,333
60 T=0
110 PRINT"CALCULATION OF TIME ":PRINT
120 PRINT"BETWEEN TWO MOMENTS":PRINT
125 PRINT:PRINT
135 IF F1=1 THEN 210
140 PRINT"1ST MOMENT:" :PRINT

```

```

150 INPUT"MONTH";M1:PRINT
160 INPUT"DAY";T1:PRINT
170 INPUT"YEAR";J1:PRINT
180 INPUT"HOURL";S1:PRINT
190 INPUT"MINUTES";I1:PRINT:PRINT
195 IF F2=1 THEN 300
210 PRINT"2ND MOMENT:";PRINT
220 INPUT"MONTH";M2:PRINT
230 INPUT"DAY";T2:PRINT
240 INPUT"YEAR";J2:PRINT
250 INPUT"HOURL";S2:PRINT
260 INPUT"MINUTES";I2:PRINT
300 T1=INT(ABS(T1)):T2=INT(ABS(T2)):M1=INT
(ABS(M1)):M2=INT(ABS(M2))
310 J1=INT(ABS(J1)):J2=INT(ABS(J2)):S1=INT
(ABS(S1)):S2=INT(ABS(S2))
320 I1=INT(ABS(I1)):I2=INT(ABS(I2))
330 IF J2>J1 THEN 400
340 IF J2<J1 THEN 900
350 IF M2>M1 THEN 1100
360 IF M2<M1 THEN 900
370 IF T1>T2 THEN 1100
375 IF T2<T1 THEN 900
380 IF S2>S1 THEN S=S2-S1-1:GOTO 560
385 IF S2<S1 THEN 900
390 IF I2<I1 THEN 900
395 IF I1=I2 THEN 600
397 MI=I2-I1-1:GOTO 610
400 IF J1>J2-2 THEN 470
405 FOR I=J1+1 TO J2-1
410 IF I/4<>INT(I/4) THEN 450
430 IF (I/100=INT(I/100))AND (I/400<>INT(I
/400)) THEN 450
440 T=T+1
450 T=T+365
460 NEXT I
470 T=T-M(M1)-T1+364
480 IF (J1/4<>INT(J1/4)) OR (M1>2) THEN 51
0
490 IF (J1/100=INT(J1/100)) AND (J1/400<>I
NT(J1/400)) THEN 510
500 T=T+1
510 T=T+M(M2)+T2

```

```

515 IF M2<3 THEN 550
520 IF J2/4 <> INT(J2/4) THEN 550
530 IF (J2/100=INT(J2/100)) AND (J2/400<>I
NT(J2/400)) THEN 550
540 T=T+1
550 S=T*24+23-S1+S2
560 MI=S*60+59-I1+I2
570 GOTO 610
600 MI=0
610 PRINT"# OF DAYS";INT(MI/1440+.5):PRINT
620 PRINT"# OF HOURS";INT(MI/60+.5):PRINT
630 PRINT"# OF MINUTES";INT(MI+.5):PRINT:P
RINT
640 PRINT"CHANGE 1ST MOMENT";:GOSUB 800:F1
=I
650 PRINT"CHANGE 2ND MOMENT";:GOSUB 800:F2
=I
700 IF (F1=0) OR (F2=0) THEN 60
710 PRINT:PRINT"GOOD BYE !":END
800 INPUT"Y/N";A$:PRINT:IF A$="Y" THEN I=0
:GOTO 810
805 IF A$="N" THEN I=1:GOTO 810
807 GOTO 800
810 RETURN
900 PRINT:PRINT"2ND MOMENT HAS TO BE":PRIN
T
910 PRINT"AFTER THE 1ST":PRINT:PRINT:GOTO
60
1100 T=M(M2)+T2-M(M1)-T1-1
1110 IF ((M2>2) AND (M1>2)) OR ((M2<3) AND
M1<3)) THEN 550
1130 GOTO 520

```

OK

# Dynic

## DYNIC

This game is played on a board with 8x8 squares. You play against the computer. The first stone has to be placed in one of the center squares (see figure 1). Then the computer places a stone and so on. The stones always have to be placed in the neighborhood of another stone (see figure 2). Try to surround the other stones and make them yours (see figure 3). Stones that are surrounded diagonally will not be changed (see figure 4). You play till all squares are occupied. The one with more stones wins.

Figure 1




Figure 2




Figure 3

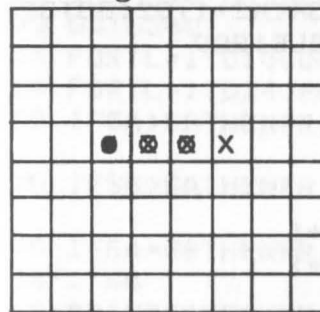
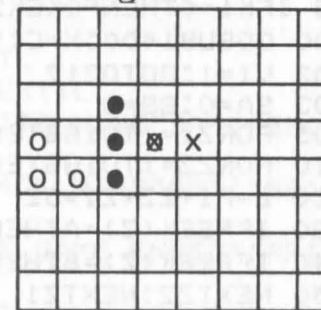


Figure 4



```

10 CLEAR
11 REM START WITH D4,E4
12 REM OR WITH D5,E5
13 REM PUT YOUR STONES IN
14 REM NEIGHBORHOOD OF
15 REM OTHER STONES
16 REM CHANGE OF PLAYERS
17 REM WITH ESC-KEY
18 REM SURROUNDED STONES
19 REM WILL BE CHANGED
20 REM CORRECTIONS BY RUBOUT
21 F1=53443+4:F2=F1-1
23 F5=53411+9
25 F3=53987+4:F4=F3-33
30 FORTL=1T032:PRINT:NEXTTTL
31 GOSUB4000
33 NZ$="NEXT DRAW: "
35 FE$="WRONG INPUT"
37 A=232:B=233
40 GOSUB1000
45 AA=54116:K2=54132
50 CO=11:K=57088
55 DIME(65)
56 DIMZG(50)
60 C=A:D=B
90 FORT=1TOCO:POKEAA+T,ASC(MID$(NZ$,T,1)):N
EXTT
95 GOTD1100
96 GOSUB1370
97 GOSUB1270

```



```

98 GOSUB1380:GOSUB1230
99 IFK1=0THENPOKEK2,32:POKEK2+1,32:GOTO95
100 GOSUB1400:X=C:Y=D:GOSUB1800
102 VI=1:GOTO217
103 SA=0:SB=0
105 FORZ1=1TO16STEP2
110 FORZ2=1TO16STEP2
120 Z=F1+Z2+Z1*32
130 IFPEEK(Z)=ATHENSA=SA+1
140 IFPEEK(Z)=BTHENSB=SB+1
150 NEXTZ2:NEXTZ1
160 S1=48+INT(SA/10)
170 S2=48+10*(SA/10-INT(SA/10))
180 S3=48+INT(SB/10)
190 S4=48+10*(SB/10-INT(SB/10))
200 POKEF5,S1:POKEF5+1,S2:POKEF5+2,S8
210 POKEF5+3,S3:POKEF5+4,S4
215 POKEK2,32:POKEK2+1,32
216 RETURN
217 GOSUB103
220 I=0
230 FORZ1=1TO16STEP2
240 FORZ2=1TO16STEP2
250 ZUG=F1+Z2+32*Z1
260 GOSUB1460
270 IFPEEK(ZU)=32THEN1600
280 IFPEEK(ZU)=96THENPOKEZU,32
290 NEXTZ2:NEXTZ1
295 I2=0:I3=0
300 FORI1=1TOI
310 IFI2<E(I1)THENI2=E(I1):I3=I1
320 NEXTI1
325 IFI3=0THENI3=1
330 POKEZG(I3),D
335 GOTO360
340 FORI1=1TOI
350 ZG(I1)=0:NEXTI1
355 GOTO95
360 X=D
370 Y=C
375 ZU=ZG(I3)
450 GOSUB1800
460 GOSUB103

```

```

480 IFSA+SB=64THEN505
500 GOTO340
505 FORTL=1TO10000:NEXTTL
510 FORTL=1TO24:PRINT:NEXTTL
520 IFSA>SBTHENPRINT"WHITE WINS"SA:"SB:PRI
NT
530 IFSB>SATHENPRINT"BLACK WINS"SB:"SA:PRI
NT
540 IFSA=SBTHENPRINT"THE GAME ENDED":PRINT
"SA":SB
550 PRINT"ANOTHER GAME";
560 INPUTXY$
570 ILEFT$(XY$,1)="Y"THENGOTO10
580 GOTO9999
1000 FORZ1=1TO16STEP2
1010 FORZ2=1TO16STEP2
1020 Z=F2+Z2+32*Z1
1025 POKEZ+32,219
1030 POKEZ,149
1035 POKEZ+33,148
1040 NEXTZ2:NEXTZ1
1050 Z3=65:Z4=49
1060 FORZ1=1TO16STEP2
1070 POKEF3+Z1,Z3:POKEF3+Z1-1,149:Z3=Z3+1
1080 POKEF4-Z1*32,Z4:POKEF4-Z1*32+32,148:Z4
=Z4+1
1090 NEXT
1095 RETURN
1100 POKE530,1
1103 POKEK,254
1107 IFPEEK(K)=222THENPOKE530,0:GOTO3000
1110 POKEK,253
1120 IFPEEK(K)=191THENK1=65:POKE530,0:GOTO9
6
1130 POKEK,251
1140 IFPEEK(K)=191THENK1=67:POKE530,0:GOTO9
6
1150 IFPEEK(K)=239THENK1=66:POKE530,0:GOTO9
6
1160 POKEK,247
1170 IFPEEK(K)=191THENK1=68:POKE530,0:GOTO9
6
1180 IFPEEK(K)=223THENK1=70:POKE530,0:GOTO9

```

```

6
1190 IFPEEK(K)=239THENK1=71:POKE530,0:GOTO9
6
1200 IFPEEK(K)=247THENK1=72:POKE530,0:GOTO9
6
1210 POKEK,239
1220 IFPEEK(K)=191THENK1=69:POKE530,0:GOTO9
6
1225 GOTO1100
1230 POKE530,1:POKEK,223
1240 IFPEEK(K)=247THENK1=1:POKE530,0:RETURN
1250 POKEK,191
1255 IFPEEK(K)=251THENK1=0:POKE530,0:RETURN
1265 GOTO1230
1270 POKE530,1:POKEK,191
1275 IFPEEK(K)=127THENK1=56:POKE530,0:RETUR
N
1280 POKEK,127
1290 IFPEEK(K)=127THENK1=49:POKE530,0:RETUR
N
1300 IFPEEK(K)=191THENK1=50:POKE530,0:RETUR
N
1310 IFPEEK(K)=223THENK1=51:POKE530,0:RETUR
N
1320 IFPEEK(K)=239THENK1=52:POKE530,0:RETUR
N
1330 IFPEEK(K)=247THENK1=53:POKE530,0:RETUR
N
1340 IFPEEK(K)=251THENK1=54:POKE530,0:RETUR
N
1350 IFPEEK(K)=253THENK1=55:POKE530,0:RETUR
N
1360 GOTO1270
1370 POKEK2,K1:RETURN
1380 POKEK2+1,K1
1390 FORTL=1TO200:NEXTTL:RETURN
1400 ZUG=F2+32+2*(PEEK(K2)-64)+64*(7-PEEK(K
2+1)+49)
1403 GOSUB1460
1405 IFPEEK(ZUG)<>32THENGOSUB1430
1410 POKEZUG,C
1415 Z1=2*(7-PEEK(K2+1)+49):Z2=2*(PEEK(K2)-
64)

```

```

1420 RETURN
1430 FORT=1TOCO:POKEAA+T,ASC(MID$(FE$,T,1))
1435 NEXTT
1437 POKEK2,32:POKEK2+1,32
1440 FORTL=1TO2000:NEXTTL
1445 IFPEEK(ZU)=96THENPOKEZU,32
1450 GOTO90
1460 SU=0
1470 SU=PEEK(ZU+2)+PEEK(ZU-2)+PEEK(ZU+64)+P
EEK(ZU-64)+PEEK(ZU+66)
1480 SU=SU+PEEK(ZU-66)+PEEK(ZU+62)+PEEK(ZU-
62)
1485 IFVI=0GOTO1510
1487 IFPEEK(ZU)<>32GOTO1500
1490 IFSU<400THENPOKEZU,96
1500 RETURN
1510 IFZU=53667+110RZU=53667+130RZU=53731+1
10RZU=53731+13THEN1500
1520 POKEZU,96
1530 GOTO1500
1600 POKEZU,D
1610 I=I+1
1620 E(I)=3
1630 GOTO1690
1640 J=0:I1=0
1650 I1=I1+1:J=J+J1
1660 IFPEEK(ZU+J)=CTHEN1650
1665 IFJ=J1THEN1680
1670 IFPEEK(ZU+J)=DTHENE(I)=E(I)+I1
1680 RETURN
1690 J1=2
1695 I2=1
1700 GOSUB1640
1705 I2=2
1710 J1=-2
1720 GOSUB1640
1725 I2=3
1730 J1=64
1740 GOSUB1640
1745 I2=4
1750 J1=-64
1760 GOSUB1640
1765 GOSUB2200

```

```

1770 POKEZU,32
1780 GOTO290
1800 I=0
1810 I=I+1
1820 J1=2
1825 I2=1
1830 GOSUB1900
1840 J1=-2
1845 I2=2
1850 GOSUB1900
1860 J1=64
1865 I2=3
1870 GOSUB1900
1880 J1=-64
1883 I2=4
1885 GOSUB1900
1890 RETURN
1900 J=0:I1=0
1910 I1=I1+1:J=J+J1
1940 IFPEEK(ZU+J)=YTHEN1910
1950 IFPEEK(ZU+J)=XTHEN2100
1960 RETURN
2100 FORQZ=ZU+J1TOZU+J-J1STEPJ1
2110 POKEQZ,X
2120 NEXTQZ
2130 GOTO1960
2200 FORP=1TO4
2210 READE1(P)
2220 IFE1(P)=ZUTHENE(I)=E(I)+4
2230 NEXTP
2250 FORP=1TO4
2260 FORPA=1TO3
2270 READKO
2290 IFKO=ZUTHENE(I)=E(I)-3
2300 IFKO=ZUANDPEEK(E1(P))=DTHENE(I)=E(I)+7
2305 NEXTPA:NEXTP
2310 RESTORE
2380 ZG(I)=ZU
2390 RETURN
2400 REM TEXT
2430 I$="CHANGE OF STONES"
2440 FORT=1TOLEN(I$)
2450 POKE54084+T,ASC(MID$(I$,T,1)):NEXTT

```

```

2490 FORTL=1TO2000:NEXTTL
2500 FORT=1TOLEN(I$)
2510 POKE54084+T,ASC(" "):NEXTT
2520 RETURN
2560 GOTO2550
2570 K8=1
2575 K2=K2+4
2576 POKEK2-1,58
2580 GOTO95
2590 POKEK2-1,32:K2=K2+4:POKEK2,32:POKEK2+1
,32:GOTO2550
2960 K8=0
2970 FORT=1TO55:POKE54084+T,32:NEXTT
2980 FORT=1TOCO:POKEAA+T,ASC(MID$(NZ$,T,1))
:NEXTT
2990 POKE530,1:RETURN
3000 GOSUB2400
3010 IFC=ATHENC=B:D=A:GOTO102
3020 IFC=BTHENC=A:D=B:GOTO102
4000 PRINT"DDD Y Y N N I CCC"
4010 PRINT"D D Y Y NN N I C"
4020 PRINT"D D Y N N N I C"
4030 PRINT"D D Y N NN I C"
4040 PRINT"DDD Y N N I CCC"
4050 PRINT:PRINT:PRINT:PRINT:PRINT
4060 FORTL=1TO3E3:NEXT
4900 FORL=1TO32:PRINT:NEXT
5000 POKE53417,87
5010 POKE53427,83
5100 RETURN
8000 DATA53480,53494,53928,53942
9000 DATA53482,53544,53546,53492,53556,5355
8,53864,53866,53930,53876
9001 DATA53878,53940
9999 END
OK

```

# Biorhythm

```

100 REM BIORHYTHM
110 REM
120 FORQ=1TO30:PRINT:NEXTQ
130 PI=3.14159 : K=2*PI : : DIM F(12),J(2),
O$(55)
140 F(1)=31:F(2)=28:F(3)=31:F(4)=30:F(5)=
31:F(6)=30
150 F(7)=31:F(8)=31:F(9)=30:F(10)=31:F(11)=
30:F(12)=31
155 REM
156 REM INPUT OF DATAS
157 REM
160 INPUT"NAME ";Z$
170 INPUT"DAY OF BIRTH (MONTH,DAY,YEAR) ";M
1,D1,Y1
180 IF D2>31 OR M2>12 OR Y2>99 THEN 170
190 D2=D1 : M2=M1 : Y2=Y1 : GOSUB 1000 (SUM
DAY) : S1=S
200 INPUT"START OF ANALYSIS (MONTH,DAY,YEAR
) ";M2,D2,Y2
210 IF D2>31 OR M2>12 OR Y2>99 THEN 200
220 GOSUB 1000 (SUMDAY) : S2=S : O=S2-S1
230 INPUT"NUMBER OF DAYS";L
240 INPUT"ALL GRAPHS (Y/N) ";A$ : IF LEFT$(
A$,1)="N" THEN 260
250 PP=1 : EE=1 : II=1 : AA=1 : GOTO 500
260 INPUT"INTELLIGENCE";A$ : IF LEFT$(A$,1)
<>"N" THEN II=1
270 INPUT"CONSTITUTION";A$ : IF LEFT$(A$,1)
<>"N" THEN PP=1
280 INPUT"FEELING ";A$ : IF LEFT$(A$,1)<>"
N" THEN EE=1

```

```

290 INPUT"TOTAL ";A$ : IF LEFT$(A$,1)<>
"N" THEN AA=1
400 REM
500 REM OUTPUT OF RESULTS
505 REM
510 FORI=1TO5:PRINT" ----- ";:NEXT
520 PRINT:PRINT"BIORHYTHM FOR "Z$:PRINT
530 GT$=RIGHT$(STR$(D1),2)+". "+RIGHT$(STR$(
M1),2)+". "+STR$(Y1)
540 PRINT"DAY OF BIRTH "GT$:PRINT
550 GT$=RIGHT$(STR$(D2),2)+". "+RIGHT$(STR$(
M2),2)+". "+STR$(Y2)
560 PRINT"START OF CALCULATION "GT$:PRINT
570 PRINT:PRINT"C - CONSTITUTION
575 PRINT:PRINT"F - FEELING
580 PRINT:PRINT"I - INTELLIGENCE
585 PRINT:PRINT"T - TOTAL
589 PRINT:PRINT
590 PRINT"DAY NEGATIV CRITIC
AL POSITIV"
595 PRINT
600 REM
610 REM START OF LOOP O
620 REM
630 FOR T=0 TO 55 : O$(T)=" " : NEXT T
640 L=L+1 : C=0
650 IF Y2/4-INT(Y2/4)=0 THEN F(2)=29
660 FOR O=0 TO L-1 : C=C+1 : Y=0 : O$(25)="
*"
670 REM
680 REM CALCULATION OF THE DATA (I,C,F,T)
690 REM
700 X=INT((SIN(K*(O/23-INT(O/23)))*25)+26)
710 Y=Y+X : IF PP=1 THEN O$(X)="C"
720 X=INT((SIN(K*(O/33-INT(O/33)))*25)+26)
730 Y=Y+X : IF II=1 THEN O$(X)="I"
740 X=INT((SIN(K*(O/28-INT(O/28)))*25)+26)
750 Y=(Y+X)/3 : IF EE=1 THEN O$(X)="F"
760 IF AA=1 THEN O$(Y)="T"
770 REM
780 REM PRINT THE DATA AT DAY O
790 REM
800 IF D2=1 THEN PRINT : PRINT" "M2;Y2+190

```



```

0 : PRINT
810 PRINT D2;TAB(5);" ";;
820 FOR I=1 TO 55 : PRINTO$(I); : O$(I)=" "
: NEXT I : PRINT
830 D2=D2+1 : IF D2<=F(M2) THEN 850
840 D2=1 : M2=M2+1
850 IF M2<13 THEN 870
860 D2=1 : M2=1 : Y2=Y2+1
870 IF Y2/4-INT(Y2/4)<>0 THEN 890
880 F(2)=29 : GOTO 900
890 F(2)=28
900 NEXT O
910 REM
920 REM END OF LOOP O
930 REM
940 CLEAR : GOTO 156
1000 REM
1010 REM -----
1020 REM SUBROUTINE SUMDAY
1030 REM DAY+MONTH+YEAR (D2,M2,Y2) ---> S
1040 REM
1050 Z=0 : IF Y2/4<>INT(Y2/4) THEN 1080
1060 IF M2<=2 THEN 1080
1070 Z=1
1080 Z=Z+(Y2-1)*365+INT((Y2-1)/4)
1090 X=M2 : GOSUB 1100 (DAYS) : S=Z+J2+D2 :
RETURN
1100 REM
1110 REM -----
1120 REM SUBROUTINE DAYS
1130 REM DAYS OF MONTHS 1. TO X-1. ---> J2
1140 REM
1150 J2=0 : IF X=1 THEN RETURN
1160 FOR I=1 TO X-1 : J2=J2+F(I) : NEXT I
1170 RETURN

```

OK

# Mailing list for Ohio scientific

## MAILING LIST FOR OHIO SCIENTIFIC

After you loaded and started the program the menu will appear:

- 1.) START A NEW DATA DISK
- 2.) ENTER ADDRESSES
- 3.) PRINT ADDRESSES
- 4.) INSTRUCTIONS
- 5.) END OF MENU
- 6.) CHANGE ADDRESSES

Enter the function you need.

The addresses contain the following information:

NO. OF CUSTOMER  
COMPANY  
ATTN.  
NO. AND STREET  
CITY  
STATE, ZIP-CODE  
PHONE-NO.  
PARAMETER 1  
PARAMETER 2  
PARAMETER 3

If you want to print addresses you can print single addresses or a list of addresses on labels or a phone list or a list of parameters.

The name of the data-file that holds the addresses is "SCRA".  
One diskette holds up to 235 addresses.  
After you have entered your addresses you can search for a certain number.  
The printout of addresses can be directed to the screen or to a printer.

```
5 DIMA$(5),B$(20),C$(15),E$(10),F$(20),G$(15)
6 DIMD$(20),H$(5),I$(5),K$(5),L$(72),T$(60)
7 DIMM$(72),N$(60),O$(10),P$(20)
10 REM MASTERPROGRAMM
20 GOSUB 3000
30 FORX=1TO10:PRINT:NEXTX
40 DEF FNA(V)=((24-LEN(AA$))/2):REM CENTER OF SCREEN
60 AA$="MAILING LIST"
70 GOSUB 4000
75 AA$="FOR"
80 GOSUB 4000
90 AA$="OHIO SCIENTIFIC"
100 GOSUB 4000
110 AA$="C1P MF"
120 PRINT:PRINT:PRINT:
130 GOSUB 3000
140 AA$="MENUE"
150 GOSUB 4000
160 AB$="1.START A NEW DATA-DISK":GOSUB5000
180 AB$="2.ENTER ADDRESSES":GOSUB5000
190 AB$="3.PRINT ADDRESSES":GOSUB5000
200 AB$="4.INSTRUCTIONS":GOSUB5000
210 AB$="5.END OF MENU":GOSUB5000
212 AB$="6.CHANGE":GOSUB5000
215 PRINT:PRINT
220 AB$="ENTER NUMBER":GOSUB5020
240 INPUT BB
250 IFBB>6ORBB<1THEN240
260 IFBB=1 THEN GOSUB 3500
270 IFBB=2THENGOSUB300
280 IF BB=3 THEN GOSUB 7000
285 IFBB=4THENGOSUB6000
```

```
290 IFBB=5THEN GOTO10
293 IFBB=6THENGOSUB6500
294 GOSUB530
295 GOTO 130
300 REM LIST OF ADDRSES
330 INPUT"NO. OF CUSTOMER";A$
340 IF VAL(A$)=0THEN 10
350 INPUT"COMPANY: ";B$
360 PRINT:INPUT"ATTN.: ";C$
370 INPUT"NO. AND STREET: ";D$
380 INPUT"CITY: ";E$
390 INPUT"STATE, ZIP-CODE: ";F$
400 INPUT"PHONE NO.: ";G$
410 INPUT"PARAMETER 1: ";H$
412 INPUT"PARAMETER 2: ";I$
414 INPUT"PARAMETER 3: ";K$
415 PRINT:PRINT:PRINT
417 GOSUB 3000
420 PRINT"THE INPUT IS FINISHED"
425 PRINT"DO YOU WANT TO CHANGE"
427 PRINT"SOMETHING ?"
430 PRINT
440 PRINT"NO. OF CUSTOMER ";A$
450 PRINT:PRINT"COMPANY: ";B$
460 PRINT:PRINT"ATTN.: ";C$
470 PRINT:PRINT"NO. AND STREET: ";D$
480 PRINT:PRINT"CITY: ";E$
490 PRINT:PRINT"STATE, ZIP-CODE: ";F$
500 PRINT:PRINT"PHONE-NO.: ";G$
510 PRINT"PARAMETER 1: ";H$
512 PRINT"PARAMETER 2: ";I$
514 PRINT"PARAMETER 3: ";K$
520 PRINT:PRINT"IS EVERYTHING OK ";
525 INPUT M$
530 IF M$<>"Y"THEN GOSUB 6520
535 GOSUB 700
537 I=VAL(A$)
540 DISK OPEN,6,"SCRA"
550 DISK GET,I-1
560 PRINT#6,L$
565 PRINT#6,T$
640 DISK PUT
650 DISK CLOSE,6
```

```

660 GOTO330
700 REM PUT STRINGS TOGETHER
710 N$="      "
720 O$="      "
730 P$="      "
740 Q$="      "
750 A$=LEFT$(A$+N$,5)
760 B$=LEFT$(B$+Q$,20)
770 C$=LEFT$(C$+P$,15)
780 D$=LEFT$(D$+O$,20)
790 E$=LEFT$(E$+I$,10)
800 F$=LEFT$(F$+Q$,20)
810 G$=LEFT$(G$+P$,15)
820 H$=LEFT$(H$+N$,5)
830 I$=LEFT$(I$+N$,5)
840 K$=LEFT$(K$+N$,5)
850 L$=A$+B$+C$+D$+E$
855 T$=F$+G$+H$+I$+K$
860 RETURN
865 RETURN
1000 REM READ-PROGRAM
1005 PRINT"SEARCH FOR NUMBERS (NU)"
1007 PRINT"OR NAMES (NA)"
1010 PRINT:INPUT NA$
1020 IF NA$<>"NU" THEN 2000
1200 REM SEARCH FOR NUMBER
1210 INPUT"ENTER NO. OF CUSTOMER: ";A
1220 DISK OPEN,6,"SCRA"
1240 DISK GET,A-1
1250 INPUT#6,L$
1255 INPUT#6,T$
1270 A$=LEFT$(L$,5)
1280 B$=MID$(L$,6,20)
1290 C$=MID$(L$,26,15)
1300 D$=MID$(L$,41,20)
1310 E$=MID$(L$,61,10)
1320 F$=LEFT$(T$,20)
1330 G$=MID$(T$,21,15)
1340 H$=MID$(T$,36,5)
1350 I$=MID$(T$,41,5)
1360 K$=MID$(T$,46,5)
1370 DISK CLOSE,6
1410 REM PRINTER

```

```

1420 GOSUB 3000
1421 PRINT"SCREEN(1) OR PRINTER(2)"
1422 INPUT PP
1423 IF PP<1ORPP>2THEN 1422
1424 IF PP=2 THEN POKE 8994,3
1430 PRINT"(1) NO. OF CUSTOMER: ";A$
1440 PRINT:PRINT"(2) COMPANY: ";B$
1450 PRINT:PRINT"(3) ATTN.: ";C$
1460 PRINT:PRINT"(4) NO. AND STREET: ";D$
1470 PRINT:PRINT"(5)(6) CITY,STATE,ZIP: ";E
$;F$
1475 PRINT:PRINT"(7) PHONE NO.: ";G$
1480 PRINT:PRINT"(8)(9)(10) PARAMETER"
1490 PRINT:H$;I$;K$
1491 INPUT"ENTER C TO CONTINUE";CB$
1492 IFCB$="C"THEN1493
1493 POKE 8994,2
1495 RETURN
1500 END
2000 PRINT"NOT YET FINISHED"
3000 FOR X=1 TO 30:PRINT:NEXT X
3010 RETURN
3015 FORX=1TO 5:PRINT:NEXTX
3500 PRINT"STILL WORKING"
3510 GOTO140
4000 PRINT TAB(FNA(V));AA$
4010 RETURN
5000 REM SCREEN POSITION
5010 PRINT TAB(3);AB$:RETURN
5020 PRINT TAB(5);AB$:RETURN
5030 PRINT TAB(10);AB$:RETURN
5100 RETURN
6000 PRINT"STILL WORKING":GOTO140
6020 RETURN
6500 GOSUB 3000
6510 PRINT"WHICH CUSTOMERS NO. TO CHANGE":G
OSUB1210
6520 PRINT"WHAT TO CHANGE"
6530 GOSUB 1430
6540 PRINT"ENTER NO."
6550 INPUT CC
6560 ON CC GOSUB 6600,6610,6620,6630,6640,6
650,6660,6670,6680,6690

```

```

6570 GOTO 420
6600 INPUT"(1) NO. OF CUSTOMER ";A$:RETURN
6610 INPUT"(2) COMPANY ";B$:RETURN
6620 INPUT"(3) ATTN. ";C$:RETURN
6630 INPUT"(4) NO. AND STREET ";D$:RETURN
6640 INPUT"(5) CITY ";E$:RETURN
6650 INPUT"(6) STATE, ZIP CODE ";F$:RETURN
6660 INPUT"(7) PHONE NO. ";G$:RETURN
6670 INPUT"(8) PARAMETER1 ";H$:RETURN
6680 INPUT"(9) PARAMETER2 ";I$:RETURN
6690 INPUT"(10) PARAMETER3 ";K$:RETURN
6700 RETURN
7000 GOSUB 3000
7010 PRINT:PRINT:PRINT
7020 AB$="(1) SINGLE ADDRESSES":GOSUB5000
7030 AB$="(2) LABELS":GOSUB5000
7040 AB$="(3) LIST OF ADDRESSES":GOSUB5000
7045 AB$="(4) END":GOSUB5000
7050 PRINT:PRINT
7060 AB$="ENTER NO.":GOSUB5000
7080 INPUT BB
7090 IF BB>4ORBB<1THEN 7080
7100 IF BB=1 THEN GOSUB 1000:GOTO 130
7110 IF BB=2 THEN GOSUB 7500:GOTO 130
7120 IF BB=3 THEN GOSUB 2000:GOTO 130
7500 REM PRINT LABELS
7510 PRINT"FIRST NO."
7515 INPUT T
7517 INPUT"LAST NO.":AD
7520 INPUT"TAB POSITIONS":V,W
7540 INPUT"NO. OF LINE FEEDS":AA
7550 DISK OPEN,6,"SCRA"
7555 TT=T
7560 DISK GET,TT-1
7590 INPUT#6,L$
7600 INPUT#6,T$
7602 INPUT#6,M$
7604 INPUT#6,N$
7680 REM PRINT OUT
7685 POKE 8994,3
7700 PRINTTAB(V);LEFT$(L$,5);TAB(W);LEFT$(M$,5)
7710 PRINTTAB(V);MID$(L$,6,20);TAB(W);MID$(

```

```

M$,6,20)
7720 PRINTTAB(V);MID$(L$,26,15);TAB(W);MID$(M$,26,15)
7730 PRINTTAB(V);MID$(L$,41,20);TAB(W);MID$(M$,41,20)
7740 E$=MID$(L$,61,7)
7750 F$=LEFT$(T$,20)
7760 O$=MID$(M$,61,7)
7770 P$=LEFT$(N$,20)
7780 PRINTTAB(V);E$;F$;TAB(W);O$;P$
7781 FOR E5=1 TO AA:PRINT:NEXT E5
7785 POKE 8994,2
7790 IF TT<AD THEN GOTO 7810
7800 DISK CLOSE,6:RETURN
7810 T=TT+2:GOTO7555
8000 REM OUTPUT OF ADDRESSES
8010 GOSUB 3000
8020 AB$="(1) LIST OF ADDRESSES":GOSUB5000
8030 AB$="(2) PHONE LIST":GOSUB5000
8040 AB$="(3) LIST OF PARAMETERS":GOSUB5000
8050 AB$="(4) END":GOSUB5000
8060 PRINT:PRINT:PRINT
8070 AB$="ENTER NO.":GOSUB5000
8080 INPUT BB
8085 IF BB=4 GOTO 10
8100 IF BB>4ORBB<1 THEN 8080
8110 IFBB=1ORBB=2ORBB=3 THEN GOSUB 8200
8200 REM OUTPUT OF ADDRESSES
8210 INPUT"FIRST, LAST NO.":T,AD
8220 DISK OPEN,6,"SCRA"
8230 DISK GET,T-1
8240 INPUT#6,L$
8250 INPUT#6,T$
8260 GOSUB 8400
8261 IF BB=1 THEN GOSUB 8700
8262 IF BB=2 THEN GOSUB 8710
8263 IF BB=3 THEN GOSUB 8720
8290 IF T=AD THEN DISK CLOSE,6:GOTO10
8300 T=T+1:GOTO 8230
8400 REM PUT STRINGS TOGETHER
8410 A$=LEFT$(L$,5)
8420 B$=MID$(L$,6,20)
8430 C$=MID$(L$,26,15)

```



```

8440 D$=MID$(L$,41,20)
8450 E$=MID$(L$,61,10)
8460 F$=LEFT$(T$,20)
8470 G$=MID$(T$,21,15)
8480 H$=MID$(T$,36,5)
8490 I$=MID$(T$,41,5)
8500 K$=MID$(T$,46,5)
8510 RETURN
8700 PRINT#1,A$;B$;D$;E$;F$:PRINT:RETURN
8710 PRINT#1,A$;B$;C$;G$:PRINT:RETURN
8720 PRINT#1,A$;B$;F$;H$;I$;K$:PRINT:RETURN

```



## Writing invoices with the OSI C1P, C1P MF, or C4P MF

WRITING INVOICES WITH THE OSI C1P, C1P MF,  
OR C4P MF

The C1P and C4P are very powerful, yet reasonably priced, microcomputers which can be used in the small business environment. A very small business could find that an inexpensive invoice-writing program would effectively save labor, time, and money.

The following invoice-writing programs allow the user to write invoices on a special form that our staff has developed for that purpose, or on plain continuous computer paper.

Three versions are available

1. INV1: Writes an invoice using the C1P with cassette tape on regular paper.
2. INV2: Writes invoices using the C1P MF/C4P MF on regular paper.
3. INV3: Writes invoices using the C1P MF/C4P MF on the special forms.

A serial printer is needed for all three programs.

It goes without saying that the cassette version, INV1, does not offer the capability and versatility found in INV2 and INV3, on disk.

To use the programs, your products must have product numbers and fixed retail prices. The discount is automatically

calculated depending upon the quantity ordered and the shipping and handling charges according to the quantity shipped. The figures for these calculations are easily modified by changing the appropriate line in BASIC in the program.

PLEASE NOTE: The product numbers, product name, and prices must be put into DATA statement prior to beginning the invoice-writing.

#### HARDWARE REQUIREMENTS FOR INV1

For INV1, a Superboard 11 or 111 or a C1P with 8K RAM, 8K BASIC ROM, a cassette recorder, and a serial printer connected to the ACIA port is needed. The program runs at 300 BAUD.

#### HARDWARE REQUIREMENTS FOR INV2 AND INV3

To run these two programs, a C1P MF or a C4P MF with a minimum of 20K RAM and one minifloppy disk drive with a serial printer connected to Device 1 is needed.

##### INV1

Load the cassette into RAM with the LOAD command and start the program with the RUN command. The program first asks for Sales Tax. If it is not necessary to calculate Sales Tax, type in a zero. The date and the first invoice number are entered next. The computer increments the invoice number automatically. The date has to be entered only once for each session. Both of these entries are valid until the computer is turned off. The account number is now entered. After this, the product number and quantity are entered. The program now calculates the total and asks for the next product number and quantity. This input is terminated by typing a zero instead of the product number. The discount, product

total, tax, shipping, and grand total are calculated and printed.

##### INV2 and INV3

These are the enhanced versions of the program. They run in the same manner, basically, as INV1; however, they offer the ability to enter more information on the invoice with greater flexibility.

As in INV1, the sales tax is requested. Then, the date and invoice number are called for. As in INV1, both of these entries are made only once during each session and are valid until the computer is turned off. At this point, some of the added capabilities are evident.

Using INV3, shipping costs can be entered manually or automatically. By entering NO to the question, the shipping charge is entered manually.

Returning to both versions, the customer order number as well as the ability to designate a different billing and shipping address plus the option of specifying the mode of transportation and payment terms are included.

The customer order number, name, and address are then input. The computer will ask if the order is to be shipped to the same address. If not, an N is typed and the shipping address can be entered. The computer then prints the date, account number, invoice number, and address or addresses.

Now the product number and quantity are requested. Again, as in INV1, to terminate the product input, enter a zero for the product number. Discount, product total, tax, shipping, and grand total are calculated and printed.

An example of the input subroutine is given below:

```
ENTER TAX RATE (%)? 6
ENTER DATE? 09/20/81
```

ENTER FIRST INVOICE NO.? 101  
ENTER ACCOUNT NUMBER? 2345  
DISCOUNT YES(1) NO(0)? 0  
SHIPPING AUTOMATICALLY ADDED? YES(1) NO(0)?  
0  
HOW MUCH? 3.50  
CUSTOMERS ORDER NO.? 123  
NAME OF CUSTOMER? JOHN BELL INC.  
NUMBER AND STREET? 991 FM STREET  
CITY, STATE, ZIP-CODE? SAN BERNARDINO CA  
93568

1=NET 30 DAYS, 2=COD, 3=PREPAID

TERMS? 1

1=FORWARDER, 2=PARCEL SERVICE, 3=PARCEL POST

SHIPPED VIA? 2

If you wish your company name and address printed on the top left-hand side of the form or paper, enter them on lines 210-214 in the program.

For shipping and handling, refer to lines 390-440. Quantities smaller than 15, the charge is \$1.00.

On quantities greater than 14, and smaller than 30, the charge is \$1.50. If these amounts are to be changed, change the variable NV.

A similar process takes place with the calculations for the discount, which can be found on lines 360-380.

The discount is based on the quantities:

1	-	5	25%
6	-	10	33%
11	-	UP	40%

If it is necessary to change this information, change the variable D to the desired value. If it is to be eliminated, use another input statement which sets D to zero.

The product information and price should be entered beginning with line 865. A sample could look like this:

865 DATA 100, "BATTERIES 9V", 150  
The 100 being the product number, "BATTERIES, 9V" being the product description, and 150 being the retail price.

The program also provides a shipping label with the customer's and the shipper's name. Your company address must be written into the program starting at line 960.

At the end of each day's session, type in zero when the program asks for another customer number. All quantities entered that day will be listed automatically and shown in a table.

#### INVOICE 1

```
100 REM C BY ELCOMP 1980
110 DIM T(10,2)
120 INPUT"ENTER TAX RATE (%);"TR:TR=TR/100
130 INPUT"ENTER DATE";RD$
140 INPUT"ENTER FIRST INVOICE NO.;"I1
150 INPUT"ENTER CUSTOMER NO.;"C1
160 IF C1=0 THEN 1400
170 INPUT"NAME OF CUSTOMER";S1$
180 INPUT"STREET AND NO.;"S2$
190 INPUT"CITY,STATE,ZIP-CODE";S3$
200 SAVE
210 PRINTTAB(15);"3873L SCHAEFER AVENUE,CHIN
O,CALIFORNIA 91710"
220 PRINT:PRINT:PRINT
230 PRINT TAB(5);C1
240 PRINT TAB(5);S1$
250 PRINT TAB(5);S2$
260 PRINT TAB(5);S3$
270 PRINTTAB(42);I1;TAB(63);RD$
280 PRINT:PRINT
290 PRINT
300 PRINT:PRINT:PRINT
```

```

310 POKE517,0
320 GOSUB 740
330 GOSUB 490
340 GOTO 310
350 SAVE:S1=I
360 IFS1>0ANDS1<6THEND=.25
370 IFS1>5ANDS1<11THEND=.33
380 IFS1>10THEND=.40
390 REM S1=QUANTITY V=SHIPPING AND HANDLING
400 IFS1<15THENV=1
410 IFS1>14 ANDS1<30THENV=1.25
420 IFS1>29ANDS1<50 THENV=1.5
430 IFS1>49ANDS1<100THENV=2
440 IFS1>99THENV=2.5
450 REM NEXT LINE INCREMENTS INVOICE NUMBER
460 I1=I1+1
470 R=INT(D*100+.5)
480 GOTO 560
490 SAVE
510 A=0:GOSUB 1090
520 G#=D$:L1=L
525 C=S1*0
530 A=C:GOSUB 1090
540 PRINTTAB(5);N1;TAB(12);S1;TAB(24);E$;TAB
(63-L1);G$;TAB(72-L);D$
548 C=S1*0:T=T+C
550 RETURN
560 D1=D*T
570 D1=INT(D1*100+.5)/100
580 PRINT
590 A=D1:GOSUB 1090
600 PRINTTAB(46);R;TAB(50);"%DISCOUNT= -";TA
B(72-L);D$
610 FORP=1TO(24-ZS):PRINT:NEXT
620 A=T-D1:GOSUB 1090
630 G#=D$:L1=L
640 F=T-D1+V:M1=F*TR
650 A=M1:GOSUB 1090
660 PRINTTAB(57-L);D$;TAB(59);TR*100;"%";TAB
(72-L1);G$
680 PRINT:PRINT:PRINT
690 A=V:GOSUB 1090
700 PRINTTAB(72-L);D$

```

```

710 A=M1+F:GOSUB 1090
720 PRINTTAB(72-L);D$
730 GOSUB 950:POKE517,0:GOTO 150
740 INPUT"WHICH ITEM NO.":N1
750 IF N1=0 THEN 350
760 RESTORE
770 READ N,E$,D
780 IFN=1THEN B10
790 IF N=N1 THEN 830
800 GOTO 770
810 PRINT"ITEM NO. NOT FOUND"
820 GOTO 740
830 INPUT"QUANTITY OF THIS ITEM":S1
835 GOSUB 1300
840 I=I+S1:ZS=ZS+1
850 RETURN
860 REM ITEM LIST
865 DATA 150,"CARE AND F. OF THE PET",11.00
868 DATA 151,"8K MICROSOFT MANUAL",9.95
870 DATA 152,"EXPANSION FOR 6502",9.95
875 DATA 153,"APPLICATION NOTES",14.90
880 DATA 154,"COMPLEX SOUND",6.95
885 DATA 155,"FIRST BOOK OF TRS-80",14.90
888 DATA 156,"SMALL BUSINESS PROGRAMS",14.90
890 DATA 2001,"MONJANA CBM MONITOR",98.00
895 DATA 3475,"ASSEMBLER FOR CBM",49.00
900 DATA 3476,"EDITOR/ASSEMBLER",69.00
910 DATA 3999,"BASIC F. TRS-80 (I/O)",34.50
920 DATA 1,"1",0
930 RETURN
940 END
950 PRINT:PRINT
960 PRINT"E L C O M P"
970 PRINT:PRINT"3873L SCHAEFER AVENUE"
980 PRINT:PRINT"CHINO,CALIFORNIA 91710"
990 FORZV=1TO9
1000 PRINT
1010 NEXTZV
1020 PRINTTAB(30);S1$
1030 PRINT:PRINTTAB(30);S2$
1040 PRINT:PRINT:PRINT
1050 PRINT S3$;TAB(30);S3$
1060 PRINT:PRINT:PRINT:PRINT:PRINT

```



```

1070 ZS=0
1080 RETURN
1090 K1$="0"
1100 K2$=".00"
1120 B=INT(A*100+.5)/100
1130 D1$=STR$(B)
1140 D0=B*10
1150 D2=INT(D0)
1160 D3=D0-D2
1170 IF D3<0.09 THEN 1200
1180 D$=D1$
1190 GOTO 1260
1200 D4=INT(B)
1210 D5=B-D4
1220 IF D5<0.09 THEN 1250
1230 D$=D1$+K1$
1240 GOTO 1260
1250 D$=D1$+K2$
1260 L=LEN(D$)
1270 RETURN
1300 FORR1=1TO11
1310 IFT(R1,1)=N1ORT(R1,1)=0THEN1350
1320 NEXTR1
1350 T(R1,1)=N1
1360 T(R1,2)=T(R1,2)+S1
1370 RETURN
1400 PRINT:PRINT:PRINT:SAVE
1410 PRINT"ITEM NO. ";TAB(12);"#SOLD"
1415 PRINT
1420 FORR1=1TO11
1425 IFT(R1,1)=0THEN1450
1430 PRINTTAB(2);T(R1,1);TAB(14);TR1,2)
1440 NEXTR1
1450 POKE517,0
1460 END

```

## INVOICE 2

```

100 REM C BY ELCOMP 1980
110 DIM T(10,2)
120 INPUT"ENTER TAX RATE (%)" ;TR:TR=TR/100
130 INPUT"ENTER DATE" ;RD$
140 INPUT"ENTER FIRST INVOICE NO." ;I1
150 INPUT"ENTER CUSTOMER NO." ;C1
160 IF C1=0 THEN 1400
170 INPUT"NAME OF CUSTOMER" ;S1$
180 INPUT"STREET AND NO." ;S2$
190 INPUT"CITY,STATE, ZIP-CODE" ;S3$
200 POKE8994,3
205 PRINTTAB(15);"PERSOCOMP,INC"
210 PRINTTAB(15);"6502 MICRO BOULEVARD,COMPO
NA,CALIFORNIA 91766"
215 PRINTTAB(15);"ORIGINAL I N V O I C E"
220 PRINT:PRINT:PRINT
230 PRINT TAB(5);C1
240 PRINT TAB(5);S1$
250 PRINT TAB(5);S2$
260 PRINT TAB(5);S3$
270 PRINTTAB(42);I1;TAB(63);RD$
280 PRINT:PRINT
290 PRINT
300 PRINT:PRINT
310 POKE8994,2
320 GOSUB 740
330 GOSUB 490
340 GOTO 310
350 POKE8994,3:S1=I
360 IFS1>0ANDS1<6THEND=.25
370 IFS1>5ANDS1<11THEND=.33
380 IFS1>10THEND=.40
390 REM S1=QUANTITY V=SHIPPING AND HANDLING
400 IFS1<15THENV=1
410 IFS1>14 ANDS1<30THENV=1.25
420 IFS1>29ANDS1<50 THENV=1.5
430 IFS1>49ANDS1<100THENV=2
440 IFS1>99THENV=2.5
450 REM NEXT LINE INCREMENTS INVOICE NUMBER
460 I1=I1+1
470 R=INT(D*100+.5)

```

```

480 GOTO 560
490 POKE8994,3
510 A=0:GOSUB 1090
520 G#=D$:L1=L
525 C=S1*0
530 A=C:GOSUB 1090
540 PRINTTAB(5);N1;TAB(12);S1;TAB(24);E$;TAB
(63-L1);G$;TAB(72-L);D$
548 C=S1*0:T=T+C
550 RETURN
560 D1=D*T
570 D1=INT(D1*100+.5)/100
580 PRINT
590 A=D1:GOSUB 1090
600 PRINTTAB(46);R;TAB(50);"%DISCOUNT= -";TA
B(72-L);D$
610 FORP=1TO(24-ZS):PRINT:NEXT
620 A=T-D1:GOSUB 1090
630 G#=D$:L1=L
640 F=T-D1+V:M1=F*TR
650 A=M1:GOSUB 1090
660 PRINTTAB(57-L);D$;TAB(59);TR*100;"%";TAB
(72-L1);G$
680 PRINT:PRINT:PRINT
690 A=V:GOSUB 1090
700 PRINTTAB(72-L);D$
710 A=M1+F:GOSUB 1090
720 PRINTTAB(72-L);D$
730 GOSUB 950:POKE8994,2:GOTO 150
740 INPUT"WHICH ITEM NO.":N1
750 IF N1=0 THEN 350
760 RESTORE
770 READ N,E$,0
780 IFN=1THEN 810
790 IF N=N1 THEN 830
800 GOTO 770
810 PRINT"ITEM NO. NOT FOUND"
820 GOTO 740
830 INPUT"QUANTITY OF THIS ITEM":S1
835 GOSUB 1300
840 I=I+S1:ZS=ZS+1
850 RETURN
860 REM ITEM LIST

```

```

865 DATA 150,"CARE AND F. OF THE PET",11.00
868 DATA 151,"8K MICROSOFT MANUAL",9.95
870 DATA 152,"EXPANSION FOR 6502",9.95
875 DATA 153,"APPLICATION NOTES",14.90
880 DATA 154,"COMPLEX SOUND",6.95
885 DATA 155,"FIRST BOOK OF TRS-80",14.90
888 DATA 156,"SMALL BUSINESS PROGRAMS",14.90
890 DATA 2001,"MONJANA CBM MONITOR",98.00
895 DATA 3475,"ASSEMBLER FOR CBM",49.00
900 DATA 3476,"EDITOR/ASSEMBLER",69.00
910 DATA 3999,"BASIC F. TRS-80 (I/O)",34.50
911 DATA 160,"VIP-FOURTH BOOK OF OHIO",9.95
920 DATA 1,"1",0
930 RETURN
940 END
950 PRINT:PRINT
960 PRINT"PERSOCOMP,INC"
970 PRINT"6502 MICRO BOULEVARD"
980 PRINT:PRINT"COMPONA,CALIFORNIA 91766"
990 FOR ZV=1TO 4
1000 PRINT
1010 NEXTZV
1020 PRINTTAB(30);S1$
1030 PRINT:PRINTTAB(30);S2$
1040 PRINT
1050 PRINTTAB(30);S3$
1060 PRINT:PRINT:PRINT:PRINT:PRINT
1070 ZS=0
1075 POKE8994,2
1080 RETURN
1090 K1$="0"
1100 K2$=".00"
1120 B=INT(A*100+.5)/100
1130 D1$=STR$(B)
1140 D0=B*10
1150 D2=INT(D0)
1160 D3=D0-D2
1170 IF D3<0.09THEN 1200
1180 D$=D1$
1190 GOTO 1260
1200 D4=INT(B)
1210 D5=B-D4
1220 IF D5<0.09 THEN 1250

```

```

1230 D#=D1$+K1$
1240 GOTO 1260
1250 D#=D1$+K2$
1260 L=LEN(D$)
1270 RETURN
1300 FORR1=1TO11
1310 IFT(R1,1)=N1ORT(R1,1)=OTHEN1350
1320 NEXTR1
1350 T(R1,1)=N1
1360 T(R1,2)=T(R1,2)+S1
1370 RETURN
1400 PRINT:PRINT:POKE8994,3
1410 PRINT"ITEM NO. ";TAB(12);"#SOLD"
1415 PRINT
1420 FORR1=1TO11
1425 IFT(R1,1)=OTHEN1450
1430 PRINTTAB(2);T(R1,1);TAB(14);T(R1,2)
1440 NEXTR1
1450 POKE8994,2
1460 END

```

### INVOICE 3

```

100 REM C BY ELCOMP 1980
105 FORQ=1TO30:PRINT:NEXT
110 DIM T(10,2)
120 INPUT"ENTER TAX RATE (%)":TR:TR=TR/100
130 INPUT"ENTER DATE";RD$
140 INPUT"ENTER FIRST INVOICE NO. ";I1
150 INPUT"ENTER ACCOUNT NUMBER";C1
160 IF C1=0 THEN 1400
161 SC=1:DC=1:D=0:V=0
162 INPUT"DISCOUNT YES(1) NO(0)";DC
163 INPUT"SHIPPING AUTOMATICLY ADDED? YES(1)
NO(0)";SC
164 IF SC=0 THEN INPUT"HOE MUCH";V
165 INPUT"CUSTOMERS ORDER NO. ";CO
170 INPUT"NAME OF CUSTOMER";S1$
172 INPUT"NUMBER AND STREET";S2$
174 INPUT"CITY,STATE,ZIP-CODE";S3$
176 PRINT:PRINT:PRINT
177 PRINT"1=NET 30 DAYS,2=COD,3=PREPAID"
178 PRINT:INPUT"TERMS";TE

```

```

179 IFTE=1THENTE$="NET 30 DAYS"
180 IFTE=2THENTE$="C O D"
181 IFTE=3THENTE$="PREPAID"
185 PRINT:PRINT:PRINT
186 PRINT"1=FORWARDER,2=PARCEL SERVICE,3=PAR
CEL POST"
187 PRINT:INPUT"SHIPPED VIA";SV
188 IFSV=1THENSV$="FORWARDER"
189 IFSV=2THENSV$="PARCEL SERVICE"
190 IFSV=3THENSV$="PARCEL POST"
192 FORQ=1TO30:PRINT:NEXT
194 PRINTS1$
195 PRINTS2$
196 PRINTS3$
197 PRINT:PRINT:INPUT"SHIP TO THE SAME ADDRE
SS";Q$
198 IFQ$="Y"THEN205
199 PRINT:PRINT:PRINT
200 INPUT"NAME";H1$
201 INPUT"NUMBER AND STREET";H2$
202 INPUT"CITY,STATE,ZIP-CODE";H3$
203 GOTO208
205 H1$=S1$:H2$=S2$:H3$=S3$
208 FORQ=1TO9:PRINT#1:NEXT
210 PRINT#1
212 PRINT#1,TAB(62);RD$
214 PRINT#1
220 PRINT#1:PRINT#1
230 PRINT#1,TAB(10);C1;TAB(65);I1
235 PRINT#1:PRINT#1
240 PRINT#1,TAB(8);S1$;TAB(43);H1$
250 PRINT#1,TAB(8);S2$;TAB(43);H2$
260 PRINT#1,TAB(8);S3$;TAB(43);H3$
280 PRINT#1:PRINT#1:PRINT#1
290 PRINT#1:PRINT#1
295 PRINT#1,TAB(14);CO;TAB(23)"XX"TAB(31);TE
$;TAB(47);SV$;TAB(66);RD$
300 PRINT#1:PRINT#1:PRINT#1
320 GOSUB 740
330 GOSUB510
340 GOTO320
350 S1=I
355 IF DC=0 THEN GOTO 390

```



```

360 IFS1>0ANDS1<6THEND=.25
370 IFS1>5ANDS1<11THEND=.33
380 IFS1>10THEND=.40
390 REM S1=QUANTITY V=SHIPPING AND HANDLING
395 IF SC=0 THEN GOTO 450
400 IFS1<15THENV=1
410 IFS1>14 ANDS1<30THENV=1.25
420 IFS1>29ANDS1<50 THENV=1.5
430 IFS1>49ANDS1<100THENV=2
440 IFS1>99THENV=2.5
450 REM NEXT LINE INCREMENTS INVOICE NUMBER
460 I1=I1+1
470 R=INT(D*100+.5)
480 GOTO 560
510 A=0:GOSUB 1090
520 G#=D$:L1=L
525 C=S1*0
530 A=C:GOSUB 1090
538 PRINT#1,TAB(3);Z1;
540 PRINT#1,TAB(9);S1;TAB(14);N1;TAB(20);E$;
TAB(59-L1);G$;TAB(76-L);D$
548 C=S1*0:T=T+C
550 RETURN
560 D1=D*T
570 D1=INT(D1*100+.5)/100
580 PRINT#1
590 A=D1:GOSUB 1090
600 PRINT#1,TAB(44);R;TAB(48);"%DISCOUNT= -"
;TAB(76-L);D$
610 FORP=1TO22-ZS:PRINT#1:NEXT
620 A=T-D1:GOSUB 1090
630 G#=D$:L1=L
632 A=V:GOSUB1090
634 H#=D$
635 M1=(T-D1+V)*TR
636 A=T-D1+M1+V:GOSUB1090
638 J#=D$:L2=L
650 A=M1:GOSUB 1090
660 PRINT#1,TAB(9-L1);G$;TAB(17-L);D$;TAB(21
);H$;TAB(76-L2);J$
680 PRINT#1:PRINT#1:PRINT#1
730 GOSUB950:GOTO150
740 INPUT"WHICH ITEM NO. ";N1

```

```

750 IF N1=0 THEN 350
760 RESTORE
770 READ N,E$,0
780 IFN=1THEN 810
790 IF N=N1 THEN 830
800 GOTO 770
810 PRINT"ITEM NO. NOT FOUND"
820 GOTO 740
830 INPUT"QUANTITY ORDERED";Z1
833 INPUT"QUANTITY SHIPPED";S1
835 GOSUB 1300
840 I=I+S1:ZS=ZS+1
850 RETURN
860 REM ITEM LIST
865 DATA 150,"CARE AND F. OF THE PET",11.00
868 DATA 151,"8K MICROSOFT MANUAL",9.95
870 DATA 152,"EXPANSION FOR 6502",9.95
875 DATA 153,"APPLICATION NOTES",14.90
880 DATA 154,"COMPLEX SOUND",6.95
885 DATA 155,"FIRST BOOK OF TRS-80",14.90
888 DATA 156,"SMALL BUSINESS PROGRAMS",14.90
895 DATA 3475,"ASSEMBLER FOR CBM",49.00
900 DATA 3476,"EDITOR/ASSEMBLER",69.00
910 DATA 3999,"BASIC F. TRS-80 (I/O)",34.50
911 DATA 160,"VIP-FOURTH BOOK OF OHIO",9.95
912 DATA 159,"THE THIRD BOOK OF OHIO",7.95
913 DATA 8097,"BLANK CASSETES SPECIAL",0.499
914 DATA 2001,"MONJANA/1 MONOTOR",69.00
915 DATA 157,"THE FIRST BOOK OF OHIO",7.95
916 DATA 158,"THE SECOND BOOK OF OHIO",7.95
917 DATA 1105,"OHIO DISK EXPANSION",20.00
920 DATA 1,"1",0
930 RETURN
940 END
950 PRINT#1:PRINT#1:PRINT#1
955 PRINT#1
960 PRINT#1
970 PRINT#1
980 PRINT#1
990 FORZV=1TO8
1000 PRINT#1
1010 NEXTZV
1020 PRINT#1,TAB(5);H1$

```



```

1030 PRINT#1,TAB(5);H2$
1050 PRINT#1,TAB(5);H3$
1060 PRINT:PRINT:PRINT:PRINT:PRINT
1070 Z$=0:S1=0:T=0:I=0
1080 RETURN
1090 K1$="0"
1100 K2$=".00"
1120 B=INT(A*100+.5)/100
1130 D1$=STR$(B)
1140 D0=B*10
1150 D2=INT(D0)
1160 D3=D0-D2
1170 IF D3<0.09THEN 1200
1180 D$=D1$
1190 GOTO 1260
1200 D4=INT(B)
1210 D5=B-D4
1220 IF D5<0.09 THEN 1250
1230 D$=D1$+K1$
1240 GOTO 1260
1250 D$=D1$+K2$
1260 L=LEN(D$)
1270 RETURN
1300 FORR1=1TO11
1310 IFT(R1,1)=N1DRT(R1,1)=0THEN1350
1320 NEXTR1
1350 T(R1,1)=N1
1360 T(R1,2)=T(R1,2)+S1
1370 RETURN
1400 PRINT#1:PRINT#1:PRINT#1
1410 PRINT#1,"ITEM NO. ";TAB(12);"#SOLD"
1415 PRINT#1
1420 FORR1=1TO11
1425 IFT(R1,1)=0THEN1460
1430 PRINT#1,TAB(2);T(R1,1);TAB(14);T(R1,2)
1440 NEXTR1
1460 END

```

## 590 board for the CD-23/CD-74

590 BOARD FOR THE CD-23/CD-74

N.C. - NON-COMPONENT SIDE  
C.S. - COMPONENT SIDE

<u>ACTIVITY</u>	<u>LOCATION</u>	<u>VALUE</u>
CUT FOIL	N.C. IC-B6, PIN 3 TO IC-B4, PIN 8	-----
ADD JUMPER	N.C. IC-B6, PIN 3 TO IC-B3, PIN 6	-----
CUT FOIL	C.S. IC-E7, PIN 13 TO IC-C8, PIN 1	-----
ADD DIODE	C.S. CATHODE TO IC-E7, PIN 13/ANODE TO IC-C8, PIN 1	1N914
ADD DIODE	N.C. CATHODE TO IC-C8, PIN 13/ANODE TO IC-C8, PIN 1	1N914
ADD RESISTOR	N.C. IC-C8, PIN 1 TO +5V	4.7K OHM

# Memory map of OS65U and location of various parameters

MEMORY MAP OF OS65U AND LOCATION OF VARIOUS PARAMETERS

LOCATION		INITIAL CONTENTS		NAME OR DESCRIPTION
DEC	HEX	DEC	HEX	
23	0017			TERMINAL WIDTH
24	0018			INT(TERM. WIDTH/14)*14+1
132	0084			MEM SIZE - INT(MEM SIZE/256)*256
133	0085			INT(MEM SIZE/256)
1390	056E	64	40	BASIC LINE DELETE CODE - '@'
1394	0572	95	5F	BASIC CHAR DELETE CODE - '-'
1632	0660			ORG "NEW"
1658	067A			ORG "CLEAR"

1862	0746			ORG "FOR"
2056	0808			ORG "RESTORE"
2073	0819			CONTROL 'O' - ENABLE OR DISABLE LOC.
2086	0826			ORG "STOP"
2088	0828			ORG "END"
2129	0851			ORG "CONT"
2155	086B			ORG "NULL"
2183	0887			ORG "GOSUB"
2212	08A4			ORG "GOTO"
2257	08D1			ORG "RETURN"
2295	08F7			ORG "DATA"
2343	0927			ORG "IF"
2362	093A			ORG "REM"
2378	094A			ORG "ON X GOTO"
2468	09A4			ORG "LET"
2611	0A33			ORG "PRINT"
2676	0A74	13	0D	LOC OF 'CR' INPUT ECHO (POKE 0-INHIB.)
2683	0A7B	10	0A	LOC OF 'LF' INPUT ECHO (POKE 0-INHIB.)
2797	0AED			ASCII ECHO TO INPUT STATEMENT - '?'
2958	0B2A			ORG "INPUT"
2888	0B48	27		POKE 0 TO ALLOW 'CR' ON INPUT
2902	0B56			ORG "READ"
2972	0B9C	58		POKE 13 TO ALLOW ',' ON INPUT
2976	0BA0	44		POKE 13 TO ALLOW ':' ON INPUT
3145	0C49			ORG "NEXT"
3561	0DE9			ORG "COMPLIMENT NUMBER"

3720	0E88	ORG "LOGICAL OR"
3723	0E8B	ORG "LOGICAL AND"
3768	0EB8	ORG "RELATIONAL OPERATOR"
3374	0F23	ORG "DIM"
4304	10D0	ORG "USR"
4612	1204	ORG "FRE"
4645	1225	ORG "POS"
4659	1233	ORG "DEF"
4341	12E9	ORG "STR\$"
5478	1566	ORG "CHR\$"
5498	157A	ORG "LEFT\$"
5542	15A6	ORG "RIGHT\$"
5553	15B1	ORG "MID\$"
5622	15F6	ORG "LEN"
5637	1605	ORG "ASC"
5671	1627	ORG "VAL"
5768	1688	ORG "PEEK"
5777	1691	ORG "POKE"
5786	169A	ORG "WAIT"
5816	16B8	FLOATING POINT ADD & SUB SIZE=461
5925	16C1	ORG "SUBTRACTION"
5864	16D8	ORG "ADDITION"
6277	1885	NATURAL LOG SIZE=108
6323	18B3	ORG "LOG"
6335	18F1	FLOAT'G POINT MULT & DIV SIZE=565
6387	18F3	ORG "MULTIPLICATION"

6668	1A0C	ORG "DIVISION"
6950	1B26	SIGN, SGN, FLOAT, NEG, ABS SIZE=43
6964	1B34	ORG "SGN"
6995	1B53	ORG "ABS"
6998	1B56	COMPARE SIZE=64
7062	1B96	GREATEST INTEGER SIZE=89
7111	1BC7	ORG "INT"
7150	1BEE	FLOAT'G POINT INPUT SIZE=212
7362	1CC2	FLOAT'G POINT OUTPUT SIZE=387
7749	1E45	ORG "SQR" (SQR+EXP:SIZE=73)
7758	1E4E	ORG "EXPONENTIATION"
7815	1E87	ORG "COMPLIMENT SIGN"
7827	1E93	EXPONENTIATION SIZE=129
7873	1EC1	ORG "EXP"
7956	1F14	POLYNOMIAL SIZE=74
8030	1F5E	RANDOM SIZE=68
8038	1F66	ORG "RND"
8098	1FA2	ORG "COS" (COS, SIN, TAN:SIZE=180)
8105	1FA9	ORG "SIN"
8178	1FF2	ORG "TAN"
8278	2056	ORG "ATN"
8704	2200	DTBLE 'END' \$0929-1=2088 D
8706	2202	DTBLE 'FOR' \$0747-1=1362 D
8708	2'04	DTBLE 'NEXT' \$0C4A-1=3145 D
3710	2206	DTBLE 'DATA' \$08F8-1=2295 D
8712	2208	DTBLE 'INPUT' \$0B2B-1=2858 D

3714	220A
8716	220C
8718	220E
8720	2210
8722	2212
8724	2214
8726	2216
8728	2218
8730	221A
8732	221C
8734	221E
8736	2220
8738	2222
8740	2224
8742	2226
8744	2228
8746	222A
8748	222C
8750	222E
8752	2230
8754	2232
8756	2234
8758	2236
8760	2238
8762	223A
8764	223C

DTBLE	'DIM'	\$0F23-1=3874	D
DTBLE	'READ'	\$0B57-1=2902	D
DTBLE	'LET'	\$09A5-1=2459	D
DTBLE	'GOTO'	\$08A5-1=2212	D
DTBLE	'RUN'	\$2423-1=9250	D
DTBLE	'IF'	\$0928-1=2343	D
DTBLE	'RESTORE'	\$0809-1=2056	D
DTBLE	'GOSUB'	\$0838-1=2183	D
DTBLE	'RETURN'	\$08D2-1=2257	D
DTBLE	'REM'	\$093B-1=2362	D
DTBLE	'STOP'	\$0827-1=2086	D
DTBLE	'ON X GOTO'	\$094B-1=2378	D
DTBLE	'NULL'	\$086C-1=2155	D
DTBLE	'WAIT'	\$169B-1=5786	D
DTBLE	'LOAD'	\$28FD-1=10492	D
DTBLE	'SAVE'	\$2997-1=10646	D
DTBLE	'DEF'	\$1234-1=4659	D
DTBLE	'POKE'	\$1692-1=5777	D
DTBLE	'PRINT'	\$0A34-1=2611	D
DTBLE	'CONT'	\$0852-1=2129	D
DTBLE	'LIST'	\$4BDA-1=19417	D
DTBLE	'CLEAR'	\$067B-1=1658	D
DTBLE	'INDEX<'	\$2C33-1=11314	D
DTBLE	'OPEN'	\$2AD2-1=10961	D
DTBLE	'CLOSE'	\$2BC7-1=11206	D
DTBLE	'FIND'	\$4A4F-1=19022	D

8766	223E
8768	2240
8770	2242
8772	2244
8774	2246
8776	2248
8778	224A
8780	224C
8782	224E
8784	2250
8786	2252
8788	2254
8790	2256
8792	2258
8794	225A
8796	225C
8793	225E
8800	2260
8802	2262
8804	2264
8806	2266
8808	2268
8810	226A
8812	226C
8814	226E
8816	2270

DTBLE	'DEV'	\$2C05-1=11268	D
DTBLE	'FLAG'	\$497F-1=18914	D
DTBLE	'NEW'	\$0661-1=1632	D
DTBLE	'SGN'	\$1B34 =6964	D
DTBLE	'INT'	\$1BC7 =7111	D
DTBLE	'ABS'	\$1B53 =6995	D
DTBLE	'USR'	\$10D0 =4304	D
DTBLE	'FRE'	\$1204 =4612	D
DTBLE	'POS'	\$1225 =4645	D
DTBLE	'SQR'	\$1E45 =7749	D
DTBLE	'RND'	\$1F66 =8038	D
DTBLE	'LOG'	\$18B3 =6323	D
DTBLE	'EXP'	\$1EC1 =7873	D
DTBLE	'COS'	\$1FA2 =8098	D
DTBLE	'SIN'	\$1FA9 =8105	D
DTBLE	'TAN'	\$1FF2 =8173	D
DTBLE	'ATN'	\$2056 =8273	D
DTBLE	'PEEK'	\$1688 =5768	D
DTBLE	'LEN'	\$15F6 =5622	D
DTBLE	'STR\$'	\$12E9 =4841	D
DTBLE	'VAL'	\$1627 =5671	D
DTBLE	'ASC'	\$1605 =5637	D
DTBLE	'CHR\$'	\$1566 =5478	D
DTBLE	'INDEX'	\$2C80 =11392	D
DTBLE	'LEFT\$'	\$157A =5498	D
DTBLE	'RIGHT\$'	\$15A6 =5542	D



8818	2272			DTBLE 'MID\$' \$15B1 =5553 D
8820	2274	121	79	FPOT PRECEDENCE FOR ADDITION
8821	2275			FPOT DISP. FOR ADDITION \$16D8=5864 DEC.
8823	2277	121	79	FPOT PRECEDENCE FOR SUBTRACTION
8824	2278			FPOT DISP. FOR SUBTRACT \$16C1=5825 DEC.
8826	227A	123	7B	FPOT PRECEDENCE FOR MULTIPLY
8827	227B			FPOT DISP. FOR MULTIPLY \$18F3=6387 DEC.
8829	227D	123	7B	FPOT PRECEDENCE FOR DIVISION
8330	227E			FPOT DISP. FOR DIVISION \$1A0C=6668 DEC.
8832	2280	126	7F	FPOT PRECEDENCE FOR EXPONENTIATE
8833	2281			FPOT DISP. FOR EXPONEN. \$1E4E=7758 DEC.
8835	2283	80	50	FPOT PRECEDENCE FOR LOGICAL AND
8836	2284			FPOT DISP. FOR LOGIC AND \$0E8B=3723 D
8838	2286	70	46	FPOT PRECEDENCE FOR LOGICAL OR
8839	2287			FPOT DISP. FOR LOGIC OR \$0E88=3720 DEC.
8841	2289	125	7D	FPOT PRECEDENCE FOR COMPLEMENT SIGN
8842	228A			FPOT DISP. FOR COMPL'T SGN \$1E87=7815 D
8844	228C	90	58	FPOT PRECEDENCE FOR COMPLIMENT NUMBER
8845	228D			FPOT DISP. FOR COMPL'T NUM \$0DE9=3561 D
8847	228F	100	64	FPOT PRECEDENCE FOR RELATIONAL OPERATOR
8848	2290			FPOT DISP. FOR RELATL OPER \$0EB8=3769 D
8850	2292			END OF DISPATCH TABLE
8960	2300			RW LIST 'END' TOKEN=\$80=128 D.
8963	2303			RW LIST 'FOR' TOKEN=\$81=129 D.
8966	2306			RW LIST 'NEXT' TOKEN=\$82=130 D.
8970	230A			RW LIST 'DATA' TOKEN=\$83=131 D.

8974	230E			RW LIST 'INPUT' TOKEN=\$84=132 D.
8979	2313			RW LIST 'DIM' TOKEN=\$85=133 D.
8982	2316			RW LIST 'READ' TOKEN=\$86=134 D.
8986	231A			RW LIST 'LET' TOKEN=\$87=135 D.
8989	231D			RW LIST 'GOTO' TOKEN=\$88=136 D.
8993	2321			RW LIST 'RUN' TOKEN=\$89=137 D.
8996	2324			RW LIST 'IF' TOKEN=\$8A=138 D.
8998	2326			RW LIST 'RESTORE' TOKEN=\$8B=139 D.
9005	232D			RW LIST 'GOSUB' TOKEN=\$8C=140 D.
9010	2332			RW LIST 'RETURN' TOKEN=\$8D=141 D.
9016	2338			RW LIST 'REM' TOKEN=\$8E=142 D.
9019	233B			RW LIST 'STOP' TOKEN=\$8F=143 D.
9023	233F			RW LIST 'ON' TOKEN=\$90=144 D.
9025	2341			RW LIST 'NULL' TOKEN=\$91=145 D.
9029	2345			RW LIST 'WAIT' TOKEN=\$92=146 D.
9033	2349			RW LIST 'LOAD' TOKEN=\$93=147 D.
9037	234D			RW LIST 'SAVE' TOKEN=\$94=148 D.
9041	2351			RW LIST 'DEF' TOKEN=\$95=149 D.
9044	2354			RW LIST 'POKE' TOKEN=\$96=150 D.
9048	2358			RW LIST 'PRINT' TOKEN=\$97=151 D.
9053	235D			RW LIST 'CONT' TOKEN=\$98=152 D.
9057	2361			RW LIST 'LIST' TOKEN=\$99=153 D.
9061	2365			RW LIST 'CLEAR' TOKEN=\$9A=154 D.
9066	236A			RW LIST 'INDEX<' TOKEN=\$9B=155 D.
9072	2370			RW LIST 'OPEN' TOKEN=\$9C=156 D.
9076	2374			RW LIST 'CLOSE' TOKEN=\$9D=157 D.

9081	2379	RW LIST 'FIND'	TOKEN=\$9E=153 D.
9085	237D	RW LIST 'DEV'	TOKEN=\$9F=159 D.
9088	2380	RW LIST 'FLAG'	TOKEN=\$A0=160 D.
9092	2384	RW LIST 'NEW'	TOKEN=\$A1=161 D.
9095	2387	RW LIST 'TAB'	TOKEN=\$A2=162 D.
9099	238B	RW LIST 'TO'	TOKEN=\$A3=163 D.
9101	238D	RW LIST 'FN'	TOKEN=\$A4=164 D.
9103	238F	RW LIST 'SPC('	TOKEN=\$A5=165 D.
9107	2393	RW LIST 'THEN'	TOKEN=\$A6=166 D.
9111	2397	RW LIST 'NOT'	TOKEN=\$A7=167 D.
9114	239A	RW LIST 'STEP'	TOKEN=\$A8=168 D.
9118	239E	RW LIST '+'	TOKEN=\$A9=169 D.
9119	239F	RW LIST '-'	TOKEN=\$AA=170 D.
9120	23A0	RW LIST '*'	TOKEN=\$AB=171 D.
9121	23A1	RW LIST '/'	TOKEN=\$AC=172 D.
9122	23A2	RW LIST '^'	TOKEN=\$AD=173 D.
9123	23A3	RW LIST 'AND'	TOKEN=\$AE=174 D.
9126	23A6	RW LIST 'OR'	TOKEN=\$AF=175 D.
9128	23A8	RW LIST '>'	TOKEN=\$B0=176 D.
9129	23A9	RW LIST '='	TOKEN=\$B1=177 D.
9130	23AA	RW LIST '<'	TOKEN=\$B2=178 D.
9131	23AB	RW LIST 'SGN'	TOKEN=\$B3=179 D.
9134	23AE	RW LIST 'INT'	TOKEN=\$B4=180 D.
9137	23B1	RW LIST 'ABS'	TOKEN=\$B5=181 D.
9140	23B4	RW LIST 'USR'	TOKEN=\$B6=182 D.
9143	23B7	RW LIST 'FRE'	TOKEN=\$B7=183 D.

9146	23BA	RW LIST 'POS'	TOKEN=\$B8=184 D.
9149	23BD	RW LIST 'SQR'	TOKEN=\$B9=185 D.
9152	23C0	RW LIST 'RND'	TOKEN=\$BA=186 D.
9155	23C3	RW LIST 'LOG'	TOKEN=\$BB=187 D.
9158	23C6	RW LIST 'EXP'	TOKEN=\$BC=188 D.
9161	23C9	RW LIST 'COS'	TOKEN=\$BD=189 D.
9164	23CC	RW LIST 'SIN'	TOKEN=\$BE=190 D.
9167	23CF	RW LIST 'TAN'	TOKEN=\$BF=191 D.
9170	23D2	RW LIST 'ATN'	TOKEN=\$C0=192 D.
9173	23D5	RW LIST 'PEEK'	TOKEN=\$C1=193 D.
9177	23D9	RW LIST 'LEN'	TOKEN=\$C2=194 D.
9180	23DC	RW LIST 'STR\$'	TOKEN=\$C3=195 D.
9184	23E0	RW LIST 'VAL'	TOKEN=\$C4=196 D.
9187	23E3	RW LIST 'ASC'	TOKEN=\$C5=197 D.
9190	23E6	RW LIST 'CHR\$'	TOKEN=\$C6=198 D.
9194	23EA	RW LIST 'INDEX'	TOKEN=\$C7=199 D.
9199	23EF	RW LIST 'LEFT\$'	TOKEN=\$C8=200 D.
9204	23F4	RW LIST 'RIGHT\$'	TOKEN=\$C9=201 D.
9210	23FA	RW LIST 'MID\$'	TOKEN=\$CA=202 D.
9214	23FE	RW LIST '0'	MARKS END OF TABLE
9250	2422	ORG "RUN"	
9473	2501	BASOD=	LOCATION OF DEVICE # FOR OUTPUT
9478	2506	ARC TAN	SIZE=109
10226	27F1	DISK ERROR NUMBER	
10229	27F5	BASIC INPUT	BASIC I/O HOOK
10248	2808	BASIC OUTPUT	BASIC I/O HOOK

10492	23FC			ORG "LOAD"
10646	2996			ORG "SAVE"
10961	2AD1			ORG "OPEN"
11206	2BC6			ORG "CLOSE"
11269	2C04			ORG "DEV"
11314	2C32			ORG "INDEX<"
11392	2C80			ORG "INDEX"
11535	2D0F			ADDR. OF INPDN (CONSOLE INPUT)
11556	2D24			ADDR. OF INPSDN (SPECIFIC DEV INPUT)
11571	2D33			ADDR. OF OUTD (CONSOLE OUTPUT)
11577	2D39			ADDR. OF OUTSD (SPECIFIC DEV OUTPUT)
11657	2D89			LSB MEMORY INPUT POINTER
11658	2D8A			MSB MEMORY INPUT POINTER
11661	2D8D			LSB MEMORY OUTPUT POINTER
11662	2D8E			MSB MEMORY OUTPUT POINTER
11664	2D90			CONSOLE INPUT DEVICE NUMBERS
11665	2D91			CONSOLE OUTPUT DEVICE NUMBERS
11666	2D92			LSB MEM. I/O PNTR FOR INDIRECT FILES
11667	2D93			MSB MEM. I/O PNTR FOR INDIRECT FILES
11668	2D94			ACTIVE DEVICE FLAG (INPUT)
11696	2DA6			ACTIVE DEVICE FLAG (OUTPUT)
11702	2DB6			LSB CONSTANT MEM. SIZE (0=USE ALL MEM)
11703	2DB7			MSB CONSTANT MEM. SIZE (0=USE ALL MEM)
11774	2DFE			PEEK(11774)+PEEK(11775)*256=
11775	2DFE			LINE # WHERE DISC ERROR OCCURRED
11802	2E1A			NUMBER FLOPPY DRIVES ON SYSTEM

12644	3164	2	02	SEEK RETRY COUNT (0=NO RETRIES)
12796	31FC	6	06	READ RETRY COUNT (0=NO RETRIES)
13002	32CA	2	02	WRITE RETRY COUNT (0=NO RETRIES)
13322	340A			NUMBER OF CD-74 HARD DISC ON SYSTEM
14337	3833			# LINES/PAGE FOR PRINTER ON PORT 5
14457	3879			DESIRED # OF PRINTED LINES/PAGE (ON#5)
14639	392F			CONTROL C ENABLE OR DISABLE FLAG
14646	3936			POKE DECIMAL 91 TO ENABLE INDIRECT FILE
14721	3981			POKE DECIMAL 24 TO ENABLE INDIRECT FILE
14942	3A5E			CONSOLE PORT INPUT I/O DISTR.
14949	3A64			\$A9=169>LEVEL I \$4C= 76>LEVEL III
14949	3A65			\$C8=200>LEVEL I \$03= 3>LEVEL III
14950	3A66			\$8D=141>LEVEL I \$D8=216>LEVEL III
14989	3A8D			CONSOLE PORT OUTPUT I/O DISTR.
15908	3E24			CURRENT # OF PRINTED LINES (PORT 5)
15297	3BC1			440/540 OUTPUT I/O DISTR.
15448	3C58			ASCII/POLLED KEYBD. INPUT I/O DISTR.
15577	3CD9			430 BOARD INPUT I/O DISTR.
15717	3D65			430 BOARD OUTPUT I/O DISTR.
15751	3D87			MEMORY INPUT I/O DISTR.
15792	3DB0			MEMORY OUTPUT I/O DISTR.
15868	3DFC			LINE PRINTER #5 OUTPUT I/O DISTR.
16036	3ED6	19	13	LOCATION OF CONTROL S
16096	3EE0	17	11	LOCATION OF CONTROL Q
16127	3EFF	03	03	LOCATION OF CONTROL C
16131	3F03	15	0F	LOCATION OF CONTROL O

16137	3F09	07	07	LOCATION OF CONTROL D
16139	3F0B	23	17	LOCATION OF CONTROL W
18915	497E			ORG "FLAG"
19022	4A4E			ORG "FIND"
19418	4BD9			ORG "LIST"
19798	4D56			CA-10X DEV INDEX (0,2,4..30)=(1,2..16)
19803	4D5B			CA-10X OUTPUT
19862	4D96			CA-10X INPUT
24559	5FF9			DAY STORAGE LOCATION
24570	5FFA			MONTH STORAGE LOCATION
24571	5FFB			YEAR STORAGE LOCATION
24576	6000			START OF BASIC WORK SPACE
48658	BE12			OS65U (48K) WARM START
61438	EFFE			HARD DISC CYLINDER ADDR.
61439	EFFF			HARD DISC CYLINDER ADDR.

## Conditional control C

### CONDITIONAL CONTROL C

```

1 REM PROGRAM NAME CONDITIONAL CONTROL C
2 REM FROM COMPUTER SHOP, SAN ANTONIO, TEXAS
10 REM PROGRAM TO DEMO HOW A LONG PRINTOUT OR OTHER TASK CAN BE
20 REM INTERRUPTED FROM THE CONSOLE WITHOUT HAVING TO PRESS RESET
30 POKE 2073,96:REM DISABLE CTRL-C
40 FOR I=1 TO 1000:REM DUMMY PROGRAM WHICH WE WILL INTERRUPT AS A DEMO
50 PRINT I,I*I,SQR(I):REM PRESS CTRL-C WHILE IN THIS LOOP
60 IF PEEK(15006) THEN 90
65 REM IF CTRL-C HAS BEEN PRESSED, THEN WE WANT TO INTERRUPT THE LOOP
70 NEXT I
80 GOTO 110
90 POKE 15006,0:REM RESET CTRL-C FLAG
100 INPUT"ABORT";A$:IF A$<>"Y" THEN 70:REM PUT IN YOUR OWN DESIRED
105 REM ACTION HERE
110 POKE 2073,76:REM ENABLE CTRL-C
120 END

```



# ELCOMP

BOOKS and  
SOFTWARE

For ATARI - PET - OSI - APPLE II - 6502

## ATARI BASIC - Learning by Using

This new book is an "Action"-Book. You do more than read it. Learn the intricacy of ATARI-BASIC through the short programs which are provided. The suggestions challenge you to change and write program routines. Yes, it's exciting -

Many of the programs are appropriate for beginners as well as experienced computer users. (Screen Drawings, Special Sounds, Keys, Paddles + Joysticks, Specialized Screen Routines, Graphics and Sound, Peeks and Pokes and special stuff ).

Order-No. 164 \$9.95

**Games for the ATARI-Computer**  
How to program your own games on the ATARI. Complete listings in BASIC and Machine Language of exciting games. Tricks and hints.

Order-No. 162 \$7.95

## ATMONA-1

Machine Language Monitor for the ATARI 400/800.

This powerful monitor provides you with the firmware support that you need to get the most out of your powerful system. ATMONA-1 comes on a bootable cassette. No cartridges required. Disassemble, Memory Dump HEX + ASCII, (Change Memory Locations, Blocktransfer, fill memory block, save and load machine language programs, start mach. Lang. Progr. (Printer optional).

Comes with introductory article on how to program the ATARI computer in machine language. (Available also in ROM)  
Order-No. 7022 \$19.95

## ATMONA-2 Superstepper

A very powerful Tracer to explore the ATARI ROM/RAM area. Stop at previously selected address. Opcode or operand (cassette).

Order-No. 7049 \$49.95

**The Third Book of Ohio Scientific** is now available!

Very important information for the OSI system experimenter. Interface techniques, system expansions, accessories and much more (EPROM-Burner, 6522 I/O-card with 1K RAM, Soundboard, EPROM/RAM board).

Order-No. 159 \$7.95

## The Fourth Book of OHIO

VIP-Book - Very Important Programs. Many interesting programs for OSI computers. Sorting (Binary Tree). Differential Equatation, Statistics, Astrology, Gas Consumption, Games a. s. o.

Order-No. 160 \$7.95

**VIP Package** - Above book plus a cassette with the programs.

Order-No. 160 A \$19.95

## The Fifth book of Ohio Scientific

Many exciting programs programming hints and tricks, Textwriter, Debugger for C1P, Games, Utilities and much more (polled keyboard)

Order-No. 161 \$7.95

**Invoice Writing Program** for OSI-C1PMF, C4P. Disk and Cassette, 8K RAM.

Order-No. 8234 \$29.80

**Mailing List** for C1PMF or C4PMF 24K RAM

250 addresses incl. phone number and parameters on one 5 1/4 disk)  
Order-No. 8240 \$29.80

## 8K Microsoft BASIC Reference Manual

Authoritative reference for the original Microsoft 4K + 8K BASIC developed for ALTAIR and later computers including OSI, PET, TRS-80 and VIC.

Order-No. 141 \$9.95

## Expansion Handbook for 6502 and 6802

S-44 Card Manual describes all of the 4.5 x 6.5 44-pin S-44 cards incl. schematics. A MUST for every 6502 system user (KIM, SYM, AIM, VIC, PET, OSI)

Order-No. 152 \$9.95

## EDITOR/ASSEMBLER for ATARI 800, 32K RAM

Extremely fast and powerful Editor/Assembler. (8K Source-code in about 5 seconds) Includes ATMONA-1.

Order-No. 7098 \$49.95

## MACRO-Assembler

for ATARI 800, 48K RAM

Please specify your system: RAM, disc or cassette.

Order-No. 7099 \$89.00

**Gunfight** - For ATARI 400/800 16K RAM, needs two joysticks, animation and sound. (8K machine language).

Order-No. 7207 \$19.95

**EPROM BURNER** for ATARI 400/800. Bare boards only with description, schematic + software (2716, 2732).

Order-No. 7041 \$99.00

**Invoice Writing** for very small business with ATARI 400/800 16K RAM.

Order-No. 7022, cass. \$29.85

Order-No. 7200, disc. \$39.99

**Wordprocessor** for ATARI 800, 48K RAM

Order-No. 7210 \$29.95

## How to connect your EPSON-Printer to the ATARI 400/800.

Construction article with printed circuit board and software. (Screenprint and variable characters per line).

Order-No. 7210 \$19.95

## OSI OSI OSI OSI OSI

**The First Book of Ohio Scientific** Introduction to OSI computers. Diagrams, hardware and software information not previously available in one compact source. 192 pages.

Order-No. 157 \$7.95

## The Second Book of Ohio Scientific

Very valuable information about OSI microcomputer systems. Introduction to OS-65 D and OS-65U networking. Hardware and software hints and tips. Systems specifications. Business applications.

Order-No. 158 \$7.95

## ELCOMP Publishing, Inc.,

Postbox 1194 Pomona, CA 91769

Payment: Check, Money Order, VISA, Mastercharge, Eurocheck. POSTPAID on PREPAID in USA. \$5.00 handling fee for C.O.D. All orders outside USA: Add 15 % shipping. CA add 6.5 % sales tax. ATARI is a registered trademark of ATARI Inc. APPLE II is a registered trademark of APPLE Inc.

## Microcomputer Application Notes

Reprint of Intel's most important application notes including 2708, 8085, 8255, 6251 chips. Very necessary for the hardware buff.

Order-No. 153 \$9.95

## Complex Sound Generation

New revised applications manual for the Texas Instruments SN 76477 Complex Sound Generator.

Order-No. 154 \$6.95

## Small Business Programs

Complete listings for the business user. Inventory, Invoice Writing, Mailing List and much more. Introduction to Business Applications.

Order-No. 156 \$14.90

## Microcomputer Hardware Handbook

Descriptions, pinouts and specifications of the most popular microprocessor and support chips. A MUST for the hardware buff.

Order-No. 29 \$14.95

## Care and Feeding of the Commodore PET

Eight chapters exploring PET hardware. Includes repair and interfacing information. Programming tricks and schematics.

Order-No. 150 \$9.95

## Prototype-Expansion Board for VIC-20 (S-44-Bus).

Order-No. 4844 \$18.95

**16K RAM/ROM board for S44-bus.** Any combination of RAM and ROM on one board. (SY2128 or 2716)

Order-No. 613 \$39.95

**Low cost expansion boards for your APPLE II.** Bare board comes with extensive description and software.

## Prototyping card

Order-No. 604 \$29.00

## 6522 VIA-I/O Exp.

Order-No. 605 \$39.00

## 2716 EPROM-Burner

Order-No. 607 \$49.00

## 8K EPROM/RAM Card

Order-No. 609 \$29.00

**HOFACKER**

**HOFACKER**

**HOFACKER**

**HOFACKER**

**HOFACKER**

**HOFACKER**

**HOFACKER**

**HOFACKER**